

FLKatie

Start: Wednesday, October 16, 2024 12:00 AM Zone: Central Standard Time

Team: #1998 - FLKatie (solo)

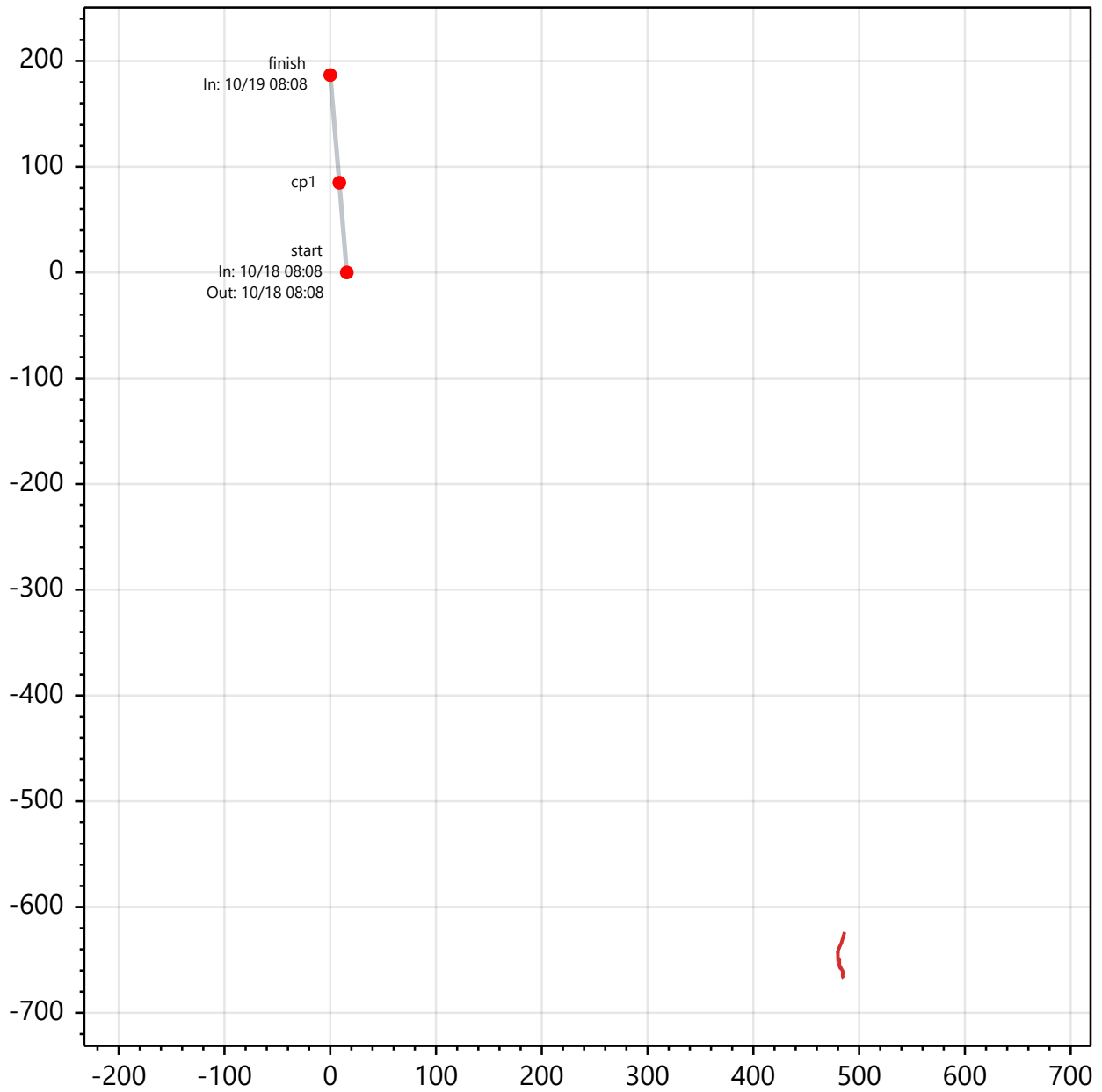
Overall Standings

1	5501 - Pollihan	FINISH	24:00:00
2	1459 - KateMansker	FINISH	24:00:00
3	7373 - TeamHindsight	FINISH	24:00:00
4	4444 - NoBoundaries	FINISH	24:00:00
5	1998 - FLKatie	FINISH	24:00:00
6	5698 - BrandonJames	FINISH	24:00:00
7	1861 - Moon Walker	FINISH	24:00:00
8	8521 - CanMan	FINISH	24:00:00
9	9999 - T-Bell	FINISH	24:00:00
10	0714 - Motley	FINISH	24:00:00

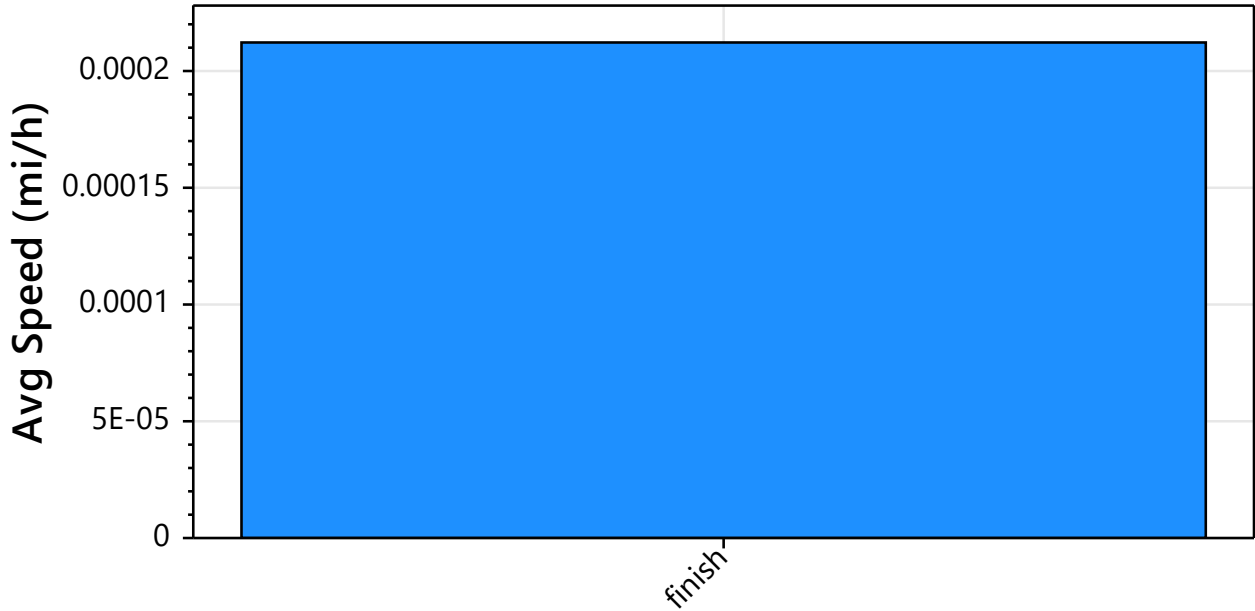
Division Standings: solo

1	5501 - Pollihan	FINISH	24:00:00
2	1459 - KateMansker	FINISH	24:00:00
3	7373 - TeamHindsight	FINISH	24:00:00
4	4444 - NoBoundaries	FINISH	24:00:00
5	1998 - FLKatie	FINISH	24:00:00
6	1861 - Moon Walker	FINISH	24:00:00
7	8521 - CanMan	FINISH	24:00:00
8	9999 - T-Bell	FINISH	24:00:00
9	0714 - Motley	FINISH	24:00:00
10	2662 - TheYouthfulHaake	FINISH	24:00:00

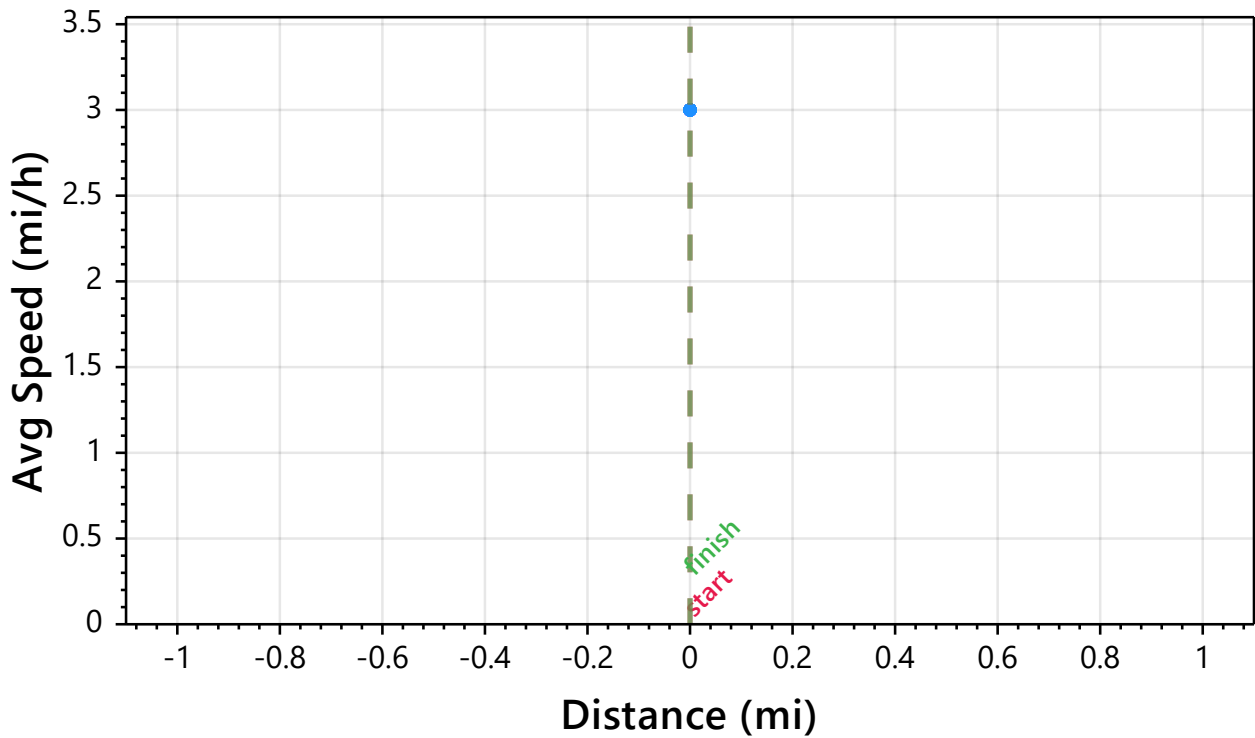
Route Summary



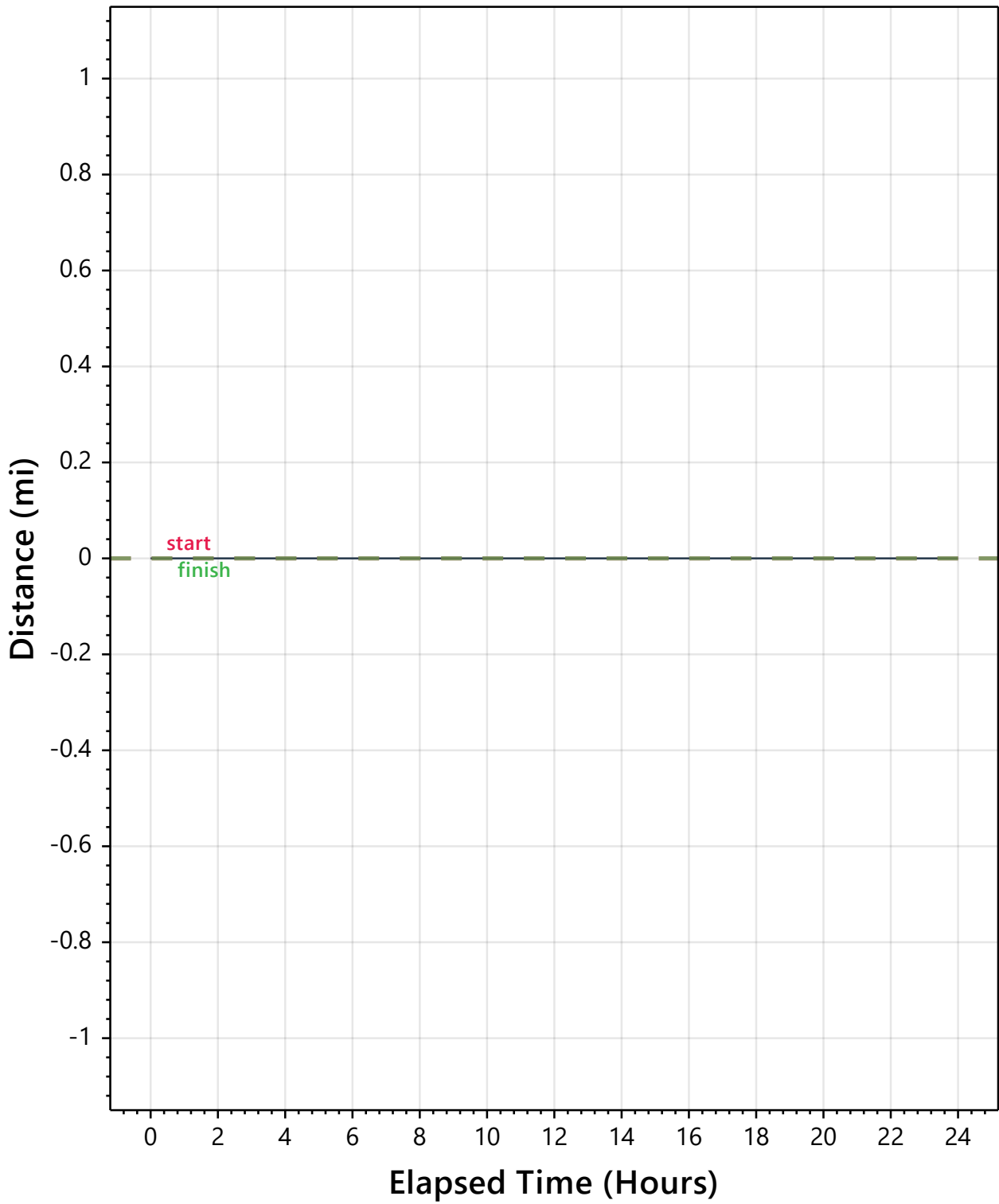
Segment Average Speeds



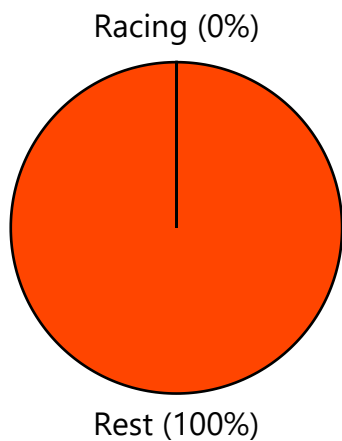
Speed Profile



Race Progress



Racing vs. Rest Distribution



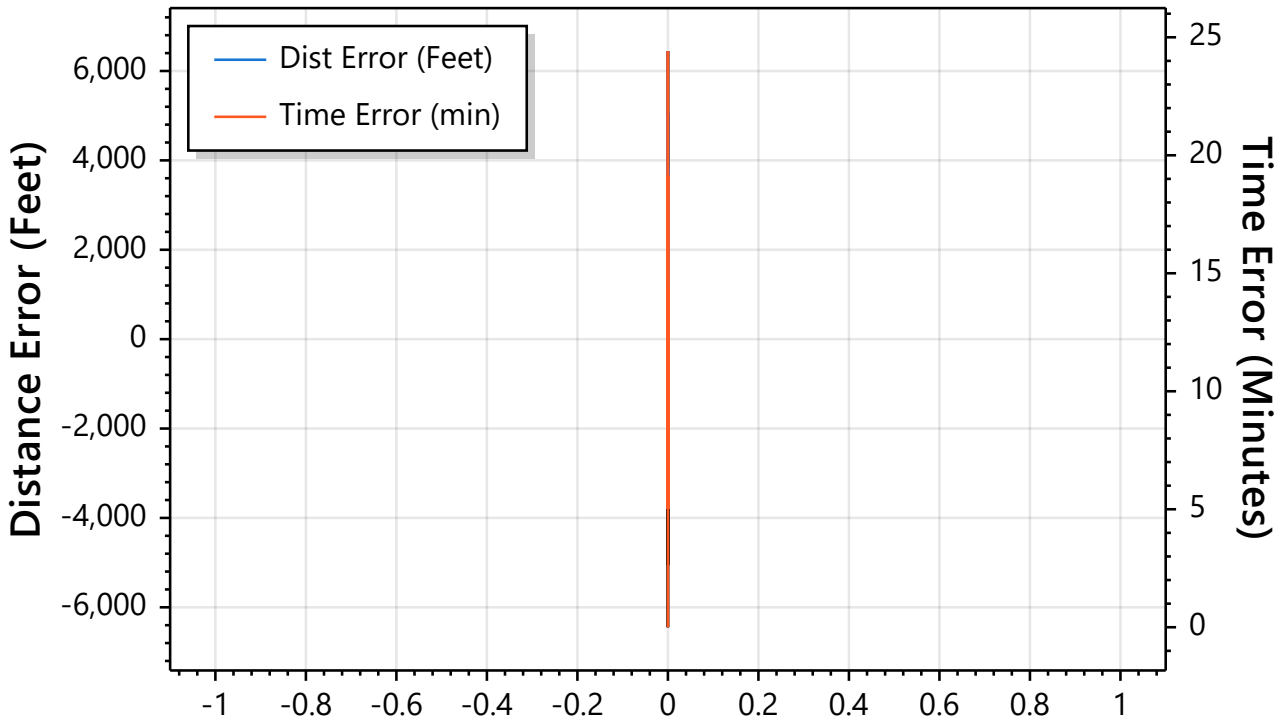
Rest Location	mi	Rest Time	% Total
start	0.0	23:59	100.0%

Detailed Checkpoint Summary

Checkpoint	In/Out	Elapsed	Dist(mi)	Split(mi)	Leg Time	Stay
start	--- 08:08	00:00:00	0.0	0.0	00:00:00	23:59
finish	10/19 08:08 ---	24:00:00	187.0	187.0	00:00:22	---

RaceOwl Estimation Performance

Variance between predicted position and actual progress.



Tracking Performance

Metric	Min	Max	Avg	Median	Std Dev
Update Interval (Min)	5.02	544.75	17.14	9.55	59.33
Time Error (Min)	0.00	24.42	9.28	9.55	3.28
Distance Error (Feet)	0.00	6446.00	2450.01	2521.20	865.55

Missing Track Data Accounting

Analysis of gaps in tracking data exceeding 45 minutes.

No missing track data segments (gaps > 45 minutes) detected during the race. Tracking was continuous and complete.