

Start: Wednesday, October 16, 2024 12:00 AM      Zone: Central Standard Time

## Team: #3333 - SimpIn For Fall (tandem)

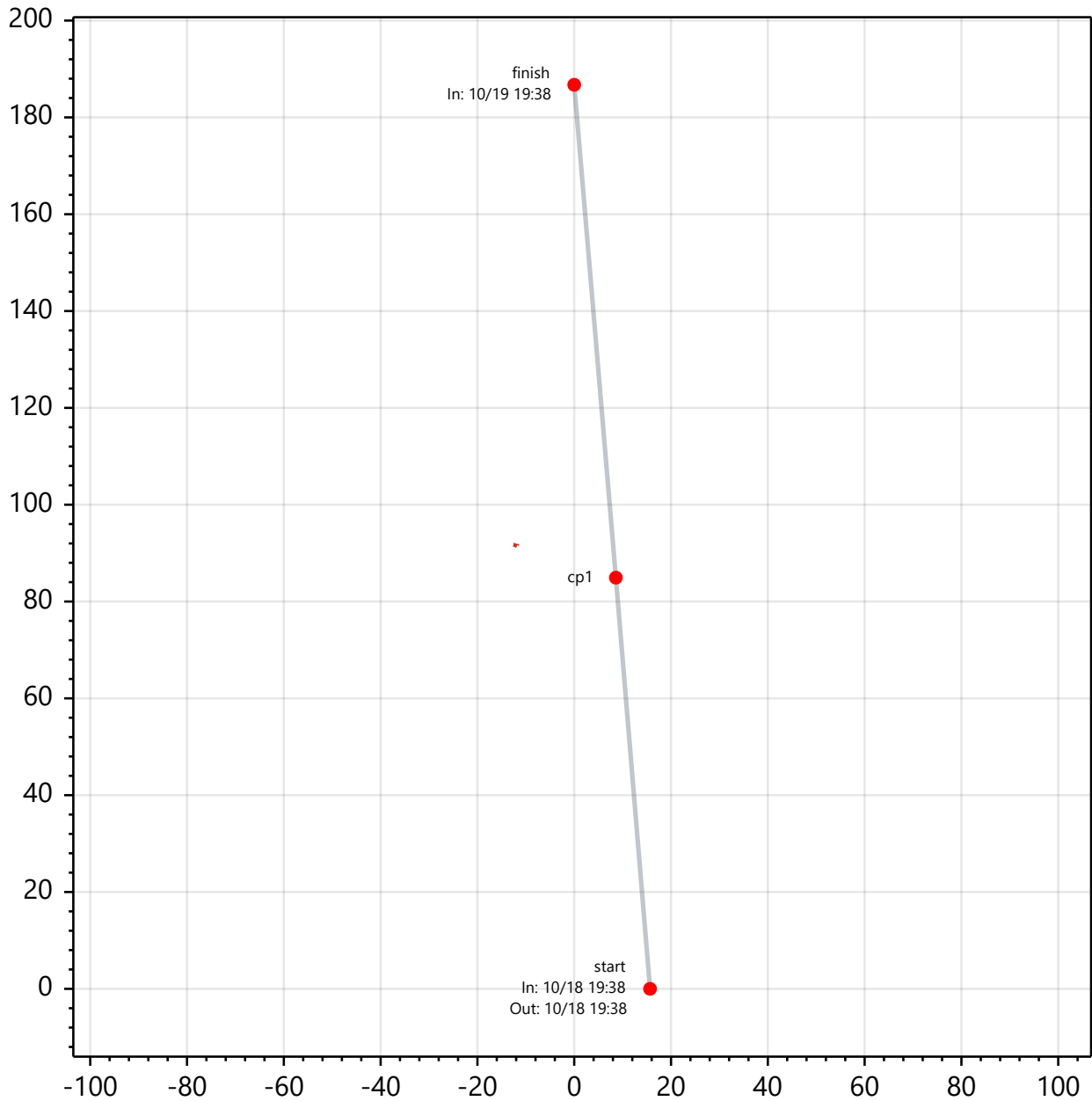
### Overall Standings

1	5501 - Pollihan	FINISH	24:00:00
2	1459 - KateMansker	FINISH	24:00:00
3	7373 - TeamHindsight	FINISH	24:00:00
4	4444 - NoBoundaries	FINISH	24:00:00
5	1998 - FLKatie	FINISH	24:00:00
6	5698 - BrandonJames	FINISH	24:00:00
7	1861 - Moon Walker	FINISH	24:00:00
8	8521 - CanMan	FINISH	24:00:00
9	9999 - T-Bell	FINISH	24:00:00
10	0714 - Motley	FINISH	24:00:00
<b>44</b>	<b>3333 - SimpIn For Fall</b>	<b>FINISH</b>	<b>24:00:00</b>

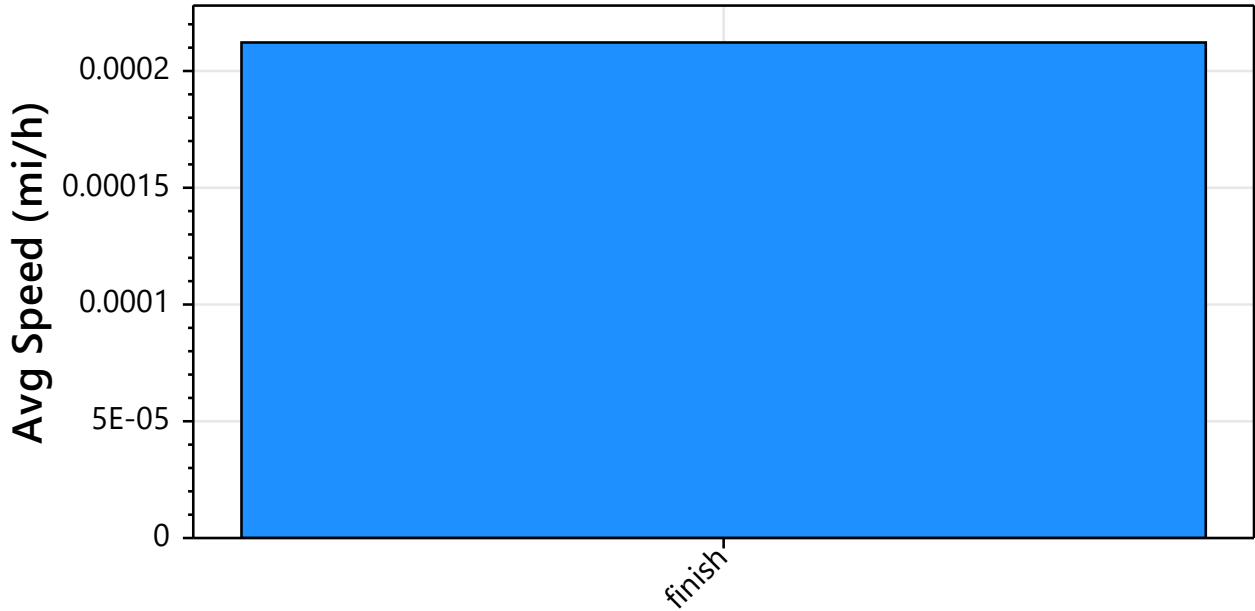
### Division Standings: tandem

1	5698 - BrandonJames	FINISH	24:00:00
2	7979 - BTeam	FINISH	24:00:00
3	0467 - TeamHines	FINISH	24:00:00
4	0578 - DosPMS	FINISH	24:00:00
5	1314 - Reyes-Nilson	FINISH	24:00:28
6	1227 - duenkewilson	FINISH	24:00:00
7	1023 - water moccasins	FINISH	03:12:12
8	1116 - TeamYarby	FINISH	24:00:00
<b>9</b>	<b>3333 - SimpIn For Fall</b>	<b>FINISH</b>	<b>24:00:00</b>
10	5534 - OG Pub Crawlers	DNS	00:00:00

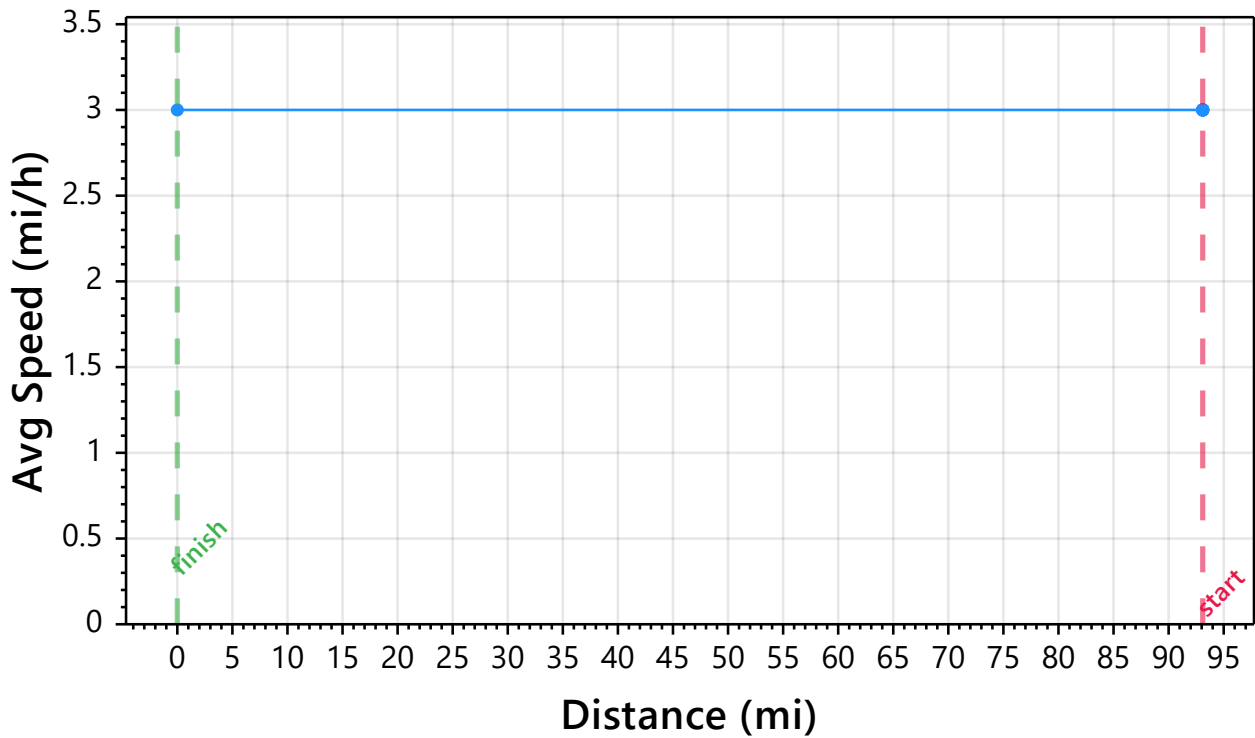
## Route Summary



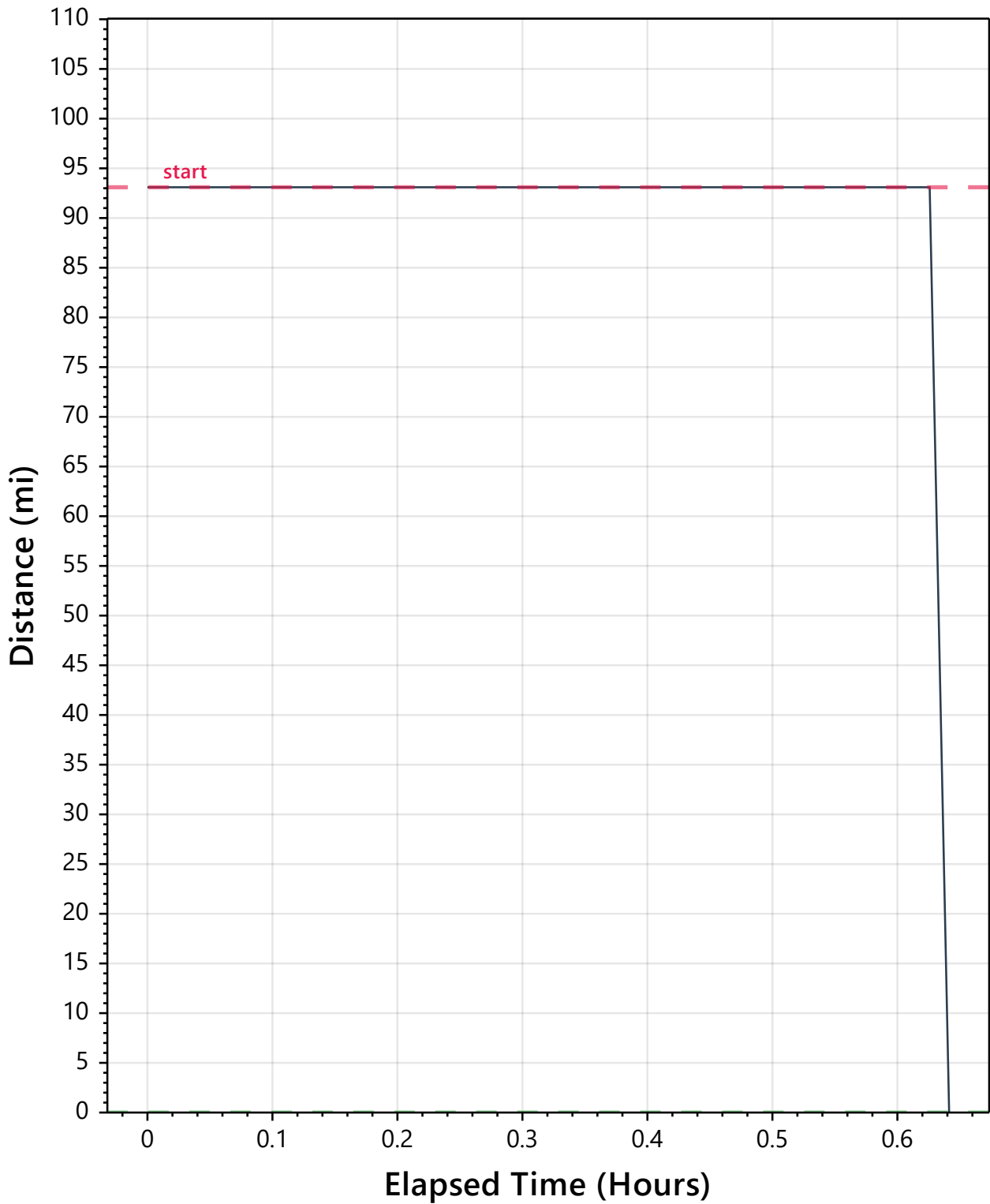
## Segment Average Speeds



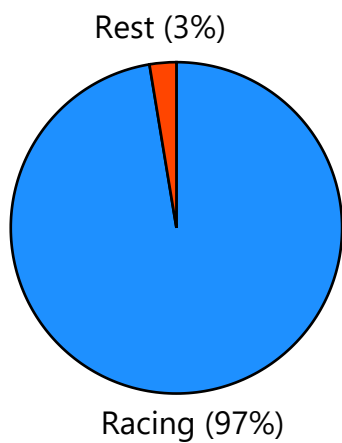
## Speed Profile



## Race Progress



## Racing vs. Rest Distribution



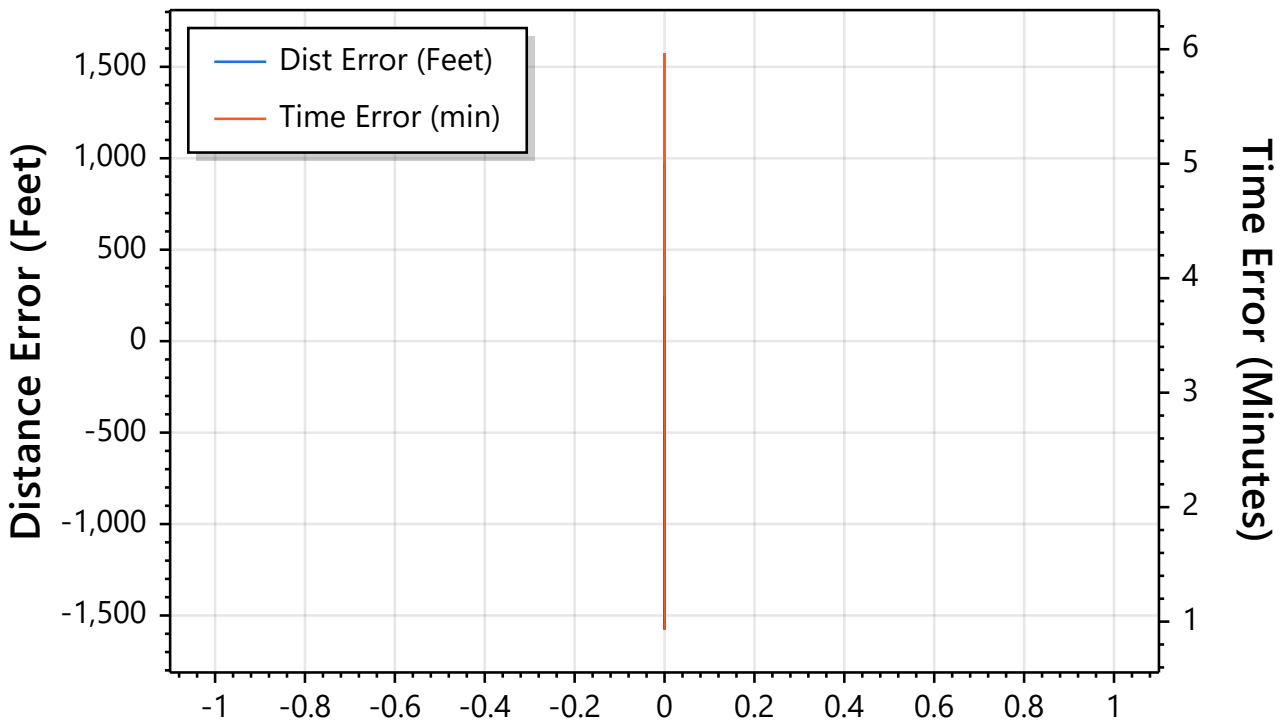
Rest Location	mi	Rest Time	% Total
Enroute Stop @ 93.1	93.1	00:37	2.6%

## Detailed Checkpoint Summary

Checkpoint	In/Out	Elapsed	Dist(mi)	Split(mi)	Leg Time	Stay
start	---	00:00:00	0.0	0.0	00:00:00	---
finish	10/19 19:38 ---	24:00:00	187.0	187.0	24:00:00	---

## RaceOwl Estimation Performance

Variance between predicted position and actual progress.

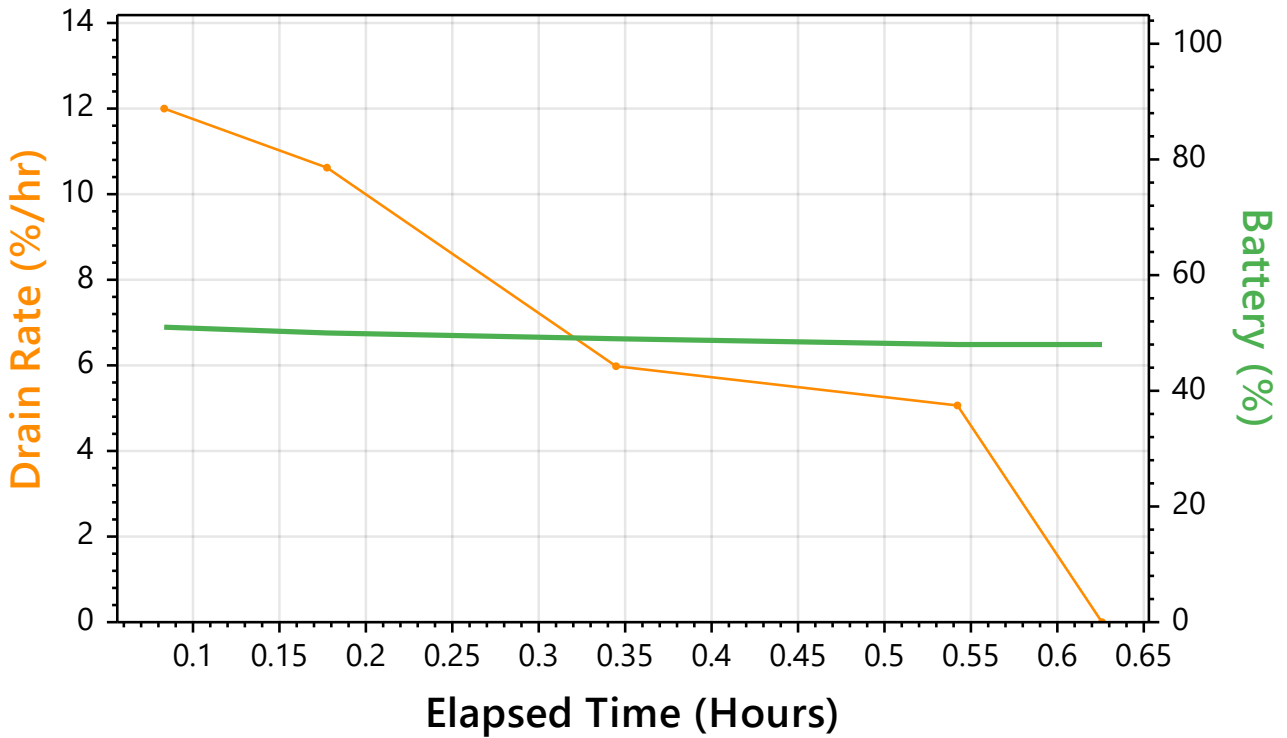


## Tracking Performance

Metric	Min	Max	Avg	Median	Std Dev
Update Interval (Min)	0.93	5.97	4.81	5.03	<b>1.52</b>
Time Error (Min)	0.93	5.97	4.81	5.03	<b>1.52</b>
Distance Error (Feet)	246.40	1575.20	1269.95	1326.60	<b>400.25</b>

## Battery Performance

Battery drain rate (% per hour) and battery level (%) over the course of the race.



## Battery Drain Statistics

Metric	Min	Max	Avg	Median	Std Dev
Drain Rate (%/hr)	0.00	12.00	6.73	5.98	<b>4.28</b>

## Missing Track Data Accounting

*Analysis of gaps in tracking data exceeding 45 minutes.*

No missing track data segments (gaps > 45 minutes) detected during the race. Tracking was continuous and complete.