

Everglades Challenge 2021

SpongeBob



Start: Saturday, March 6, 2021 12:00 AM

Zone: Eastern Standard Time

Team: #3482 - SpongeBob (trimaran single male)

Overall Standings

1	3545 - Chaos & SewSew	FINISH	27:29:00
2	3513 - Twobeers & Morsailed	FINISH	33:05:46
3	3573 - gamera & Gremlin	FINISH	34:50:26
4	3432 - AndyMan & NateDog	FINISH	61:35:32
5	3425 - stumblingthunder & justanothersailor	FINISH	71:01:18
6	3523 - ironbob & TheJuice	FINISH	72:33:02
7	3589 - justkeeppadding	FINISH	83:29:24
8	3489 - Roamer	FINISH	89:13:45
9	3427 - AngryBeaver	FINISH	96:09:46
10	3535 - higgins & yde35	FINISH	97:28:06
43	3482 - SpongeBob	OUT	214:37:50

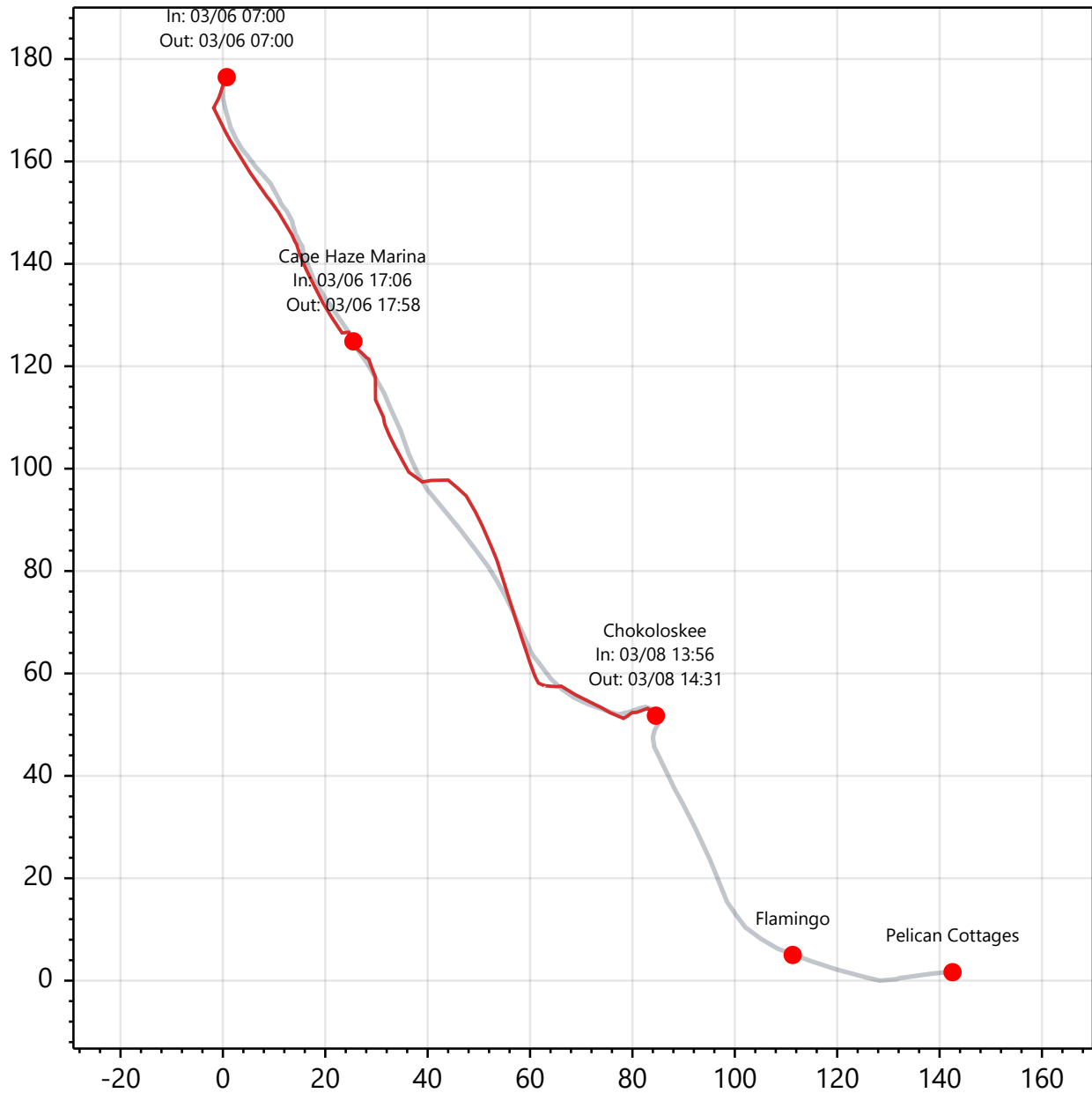
Division Standings: trimaran single male

1	3427 - AngryBeaver	FINISH	96:09:46
2	3482 - SpongeBob	OUT	214:37:50

Everglades Challenge 2021

SpongeBob

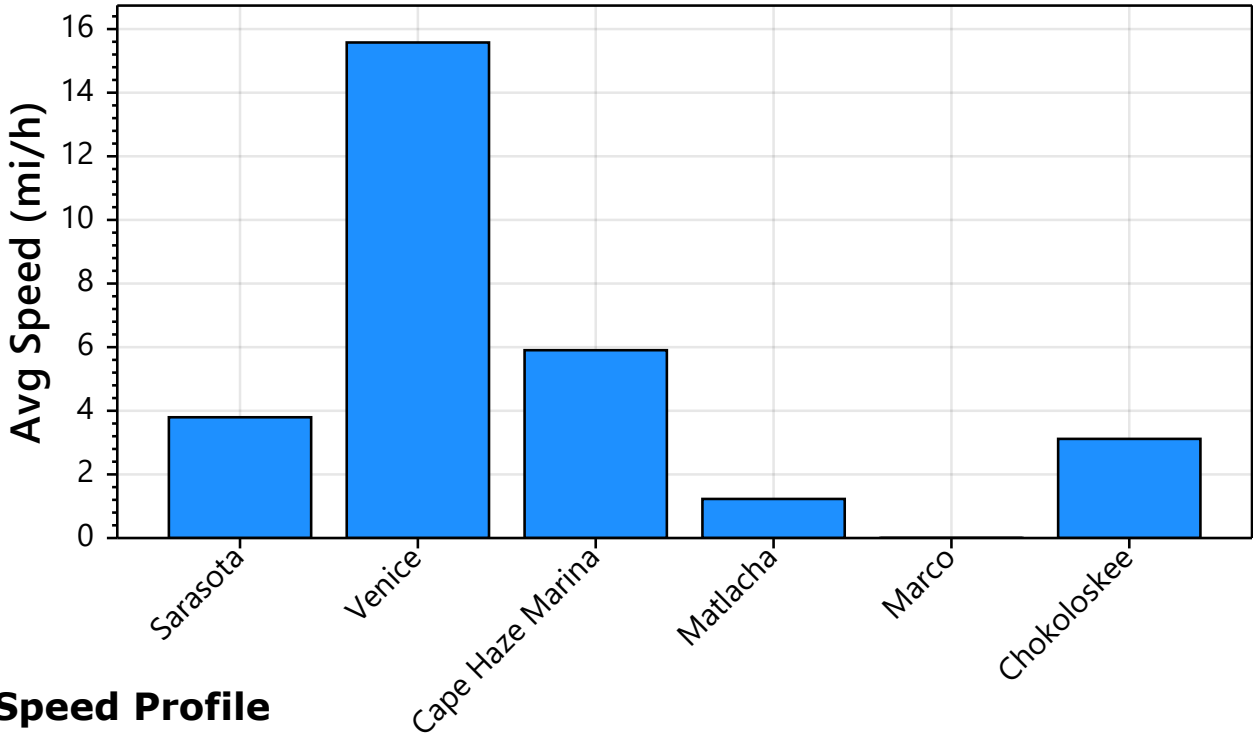
Route Summary



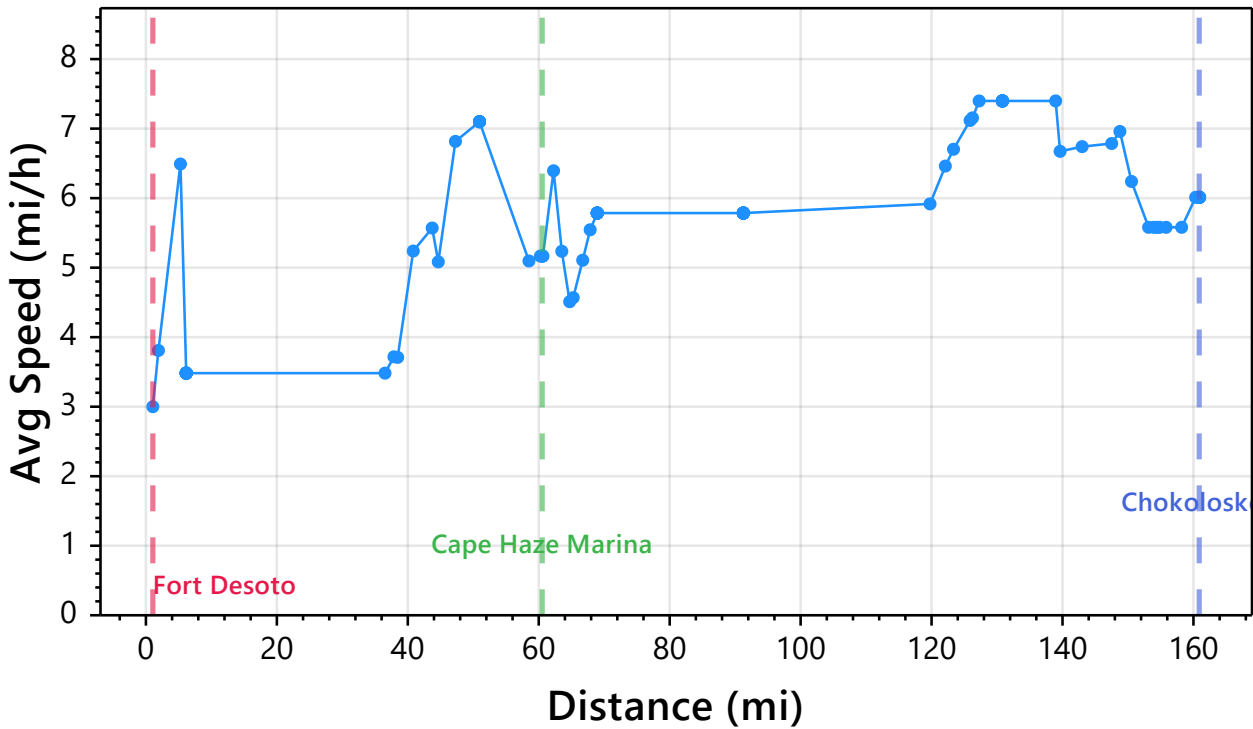
Everglades Challenge 2021

SpongeBob

Segment Average Speeds



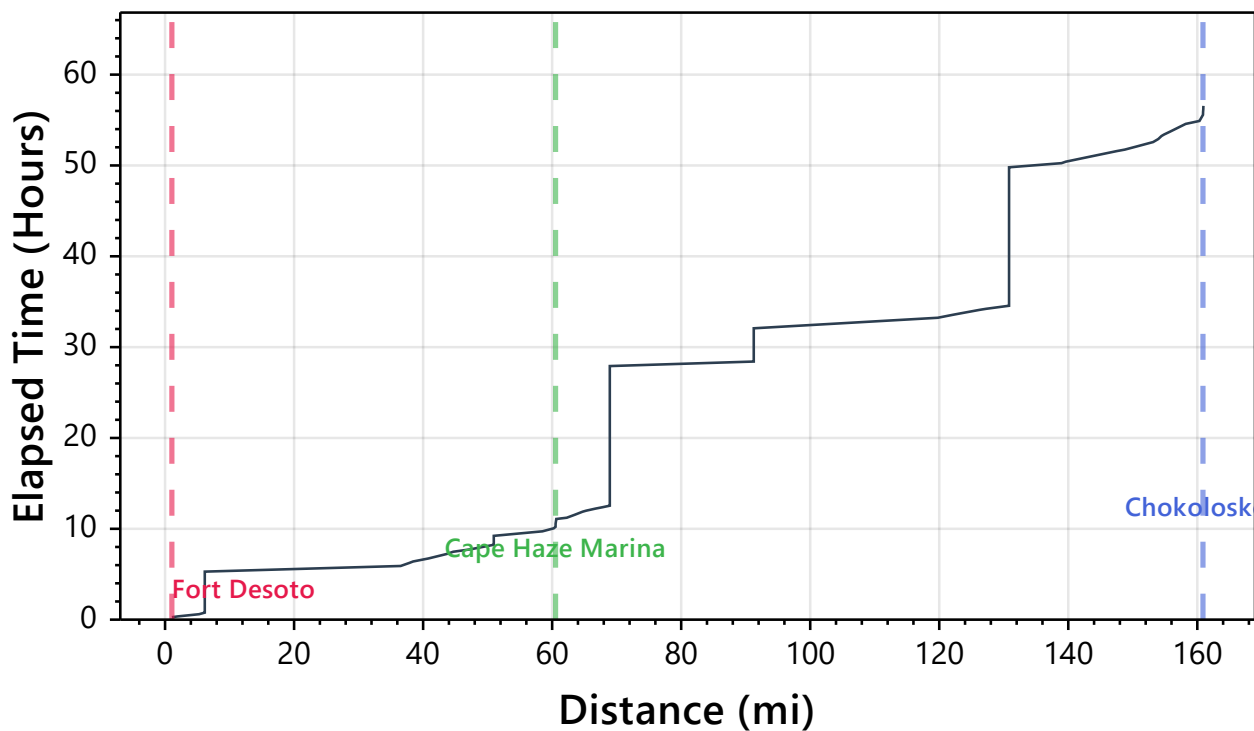
Speed Profile



Everglades Challenge 2021

SpongeBob

Race Progress



Racing vs. Rest Distribution

Rest Location	mi	Rest Time	% Total
Enroute Stop @ 6.2	6.2	04:30	0.0%
Enroute Stop @ 51.0	51.0	00:59	0.0%
Cape Haze Marina	60.5	00:51	0.0%
Enroute Stop @ 68.9	68.9	15:22	0.0%
Enroute Stop @ 91.2	91.2	03:39	0.0%
Marco	130.8	15:14	0.0%
Enroute Stop @ 160.9	160.9	01:39	0.0%

Everglades Challenge 2021

SpongeBob

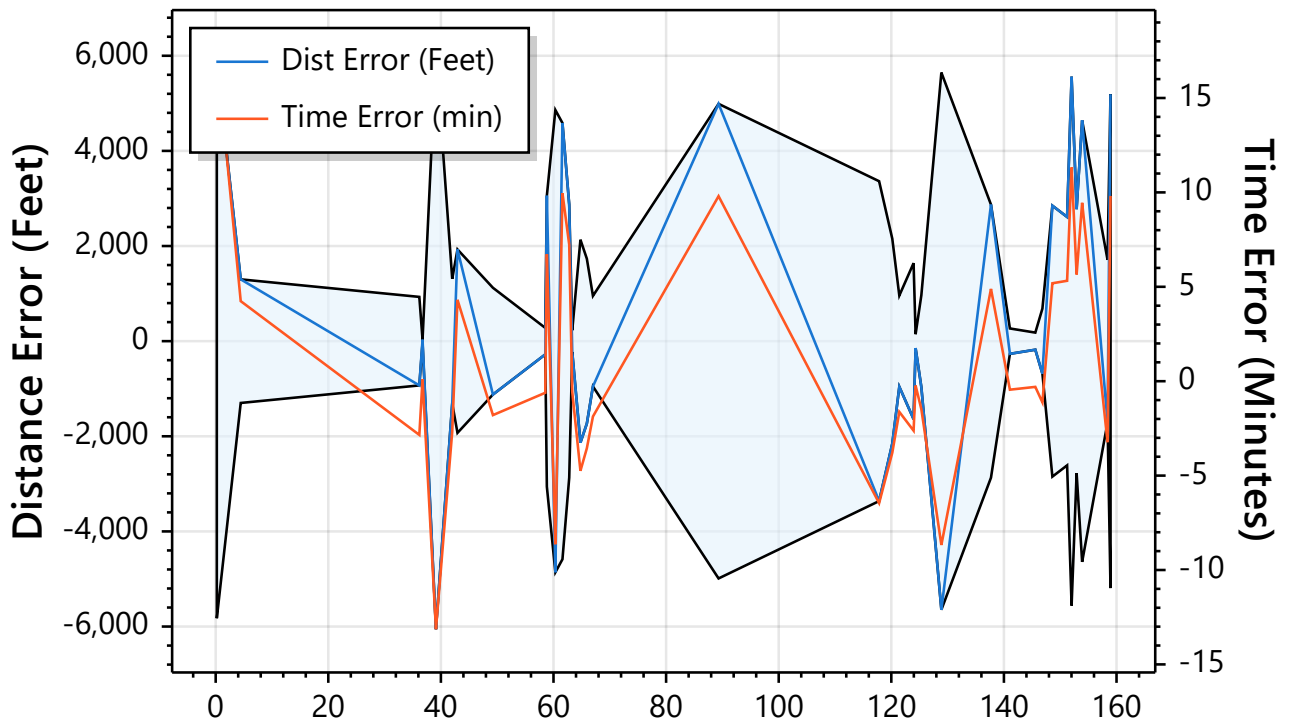


Detailed Checkpoint Summary

Checkpoint	In/Out	Elapsed	Dist(mi)	Split(mi)	Leg Time	Stay
Fort Desoto	---	00:00:00	0.0	0.0	00:00:00	---
Sarasota	03/06 12:54 ---	05:54:29	22.4	22.4	05:54:29	---
Venice	03/06 14:03 ---	07:03:56	40.5	18.0	01:09:27	---
Cape Haze Marina	03/06 17:06 17:58	10:06:29	58.4	18.0	03:02:33	00:51
Matlacha	03/07 11:24 ---	28:24:48	79.9	21.4	17:26:39	---
Marco	03/08 09:15 00:29	50:15:12	130.9	51.0	21:50:24	15:14
Stop Keys	03/08 11:26 ---	52:26:33	150.5	19.6	---	---
Chokoloskee	03/08 13:56 ---	54:56:48	158.3	7.8	02:30:15	---

RaceOwl Estimation Performance

Variance between predicted position and actual progress.



Tracking Performance

Metric	Min	Max	Avg	Median	Std Dev
Update Interval (Min)	2.78	805.22	37.53	19.90	114.69
Time Error (Min)	-13.14	17.38	1.37	-0.45	6.46
Distance Error (Feet)	-6056.83	5825.40	511.49	-228.86	3113.57