

Everglades Challenge 2021

riverslayer & MrMississippi & RiverHoodlum

Start: Saturday, March 6, 2021 12:00 AM

Zone: Eastern Standard Time

Team: #3563 - riverslayer & MrMississippi & RiverHoodlum (class 1 no sail triple)

Overall Standings

1	3545 - Chaos & SewSew	FINISH	27:29:00
2	3513 - Twobeers & Morsailed	FINISH	33:05:46
3	3573 - gamera & Gremlin	FINISH	34:50:26
4	3432 - AndyMan & NateDog	FINISH	61:35:32
5	3425 - stumblingthunder & justanothersailor	FINISH	71:01:18
6	3523 - ironbob & TheJuice	FINISH	72:33:02
7	3589 - justkeeppadding	FINISH	83:29:24
8	3489 - Roamer	FINISH	89:13:45
9	3427 - AngryBeaver	FINISH	96:09:46
10	3535 - higgins & yde35	FINISH	97:28:06
50	3563 - riverslayer & MrMississippi & RiverHoodlum	OUT	214:50:48

Division Standings: class 1 no sail triple

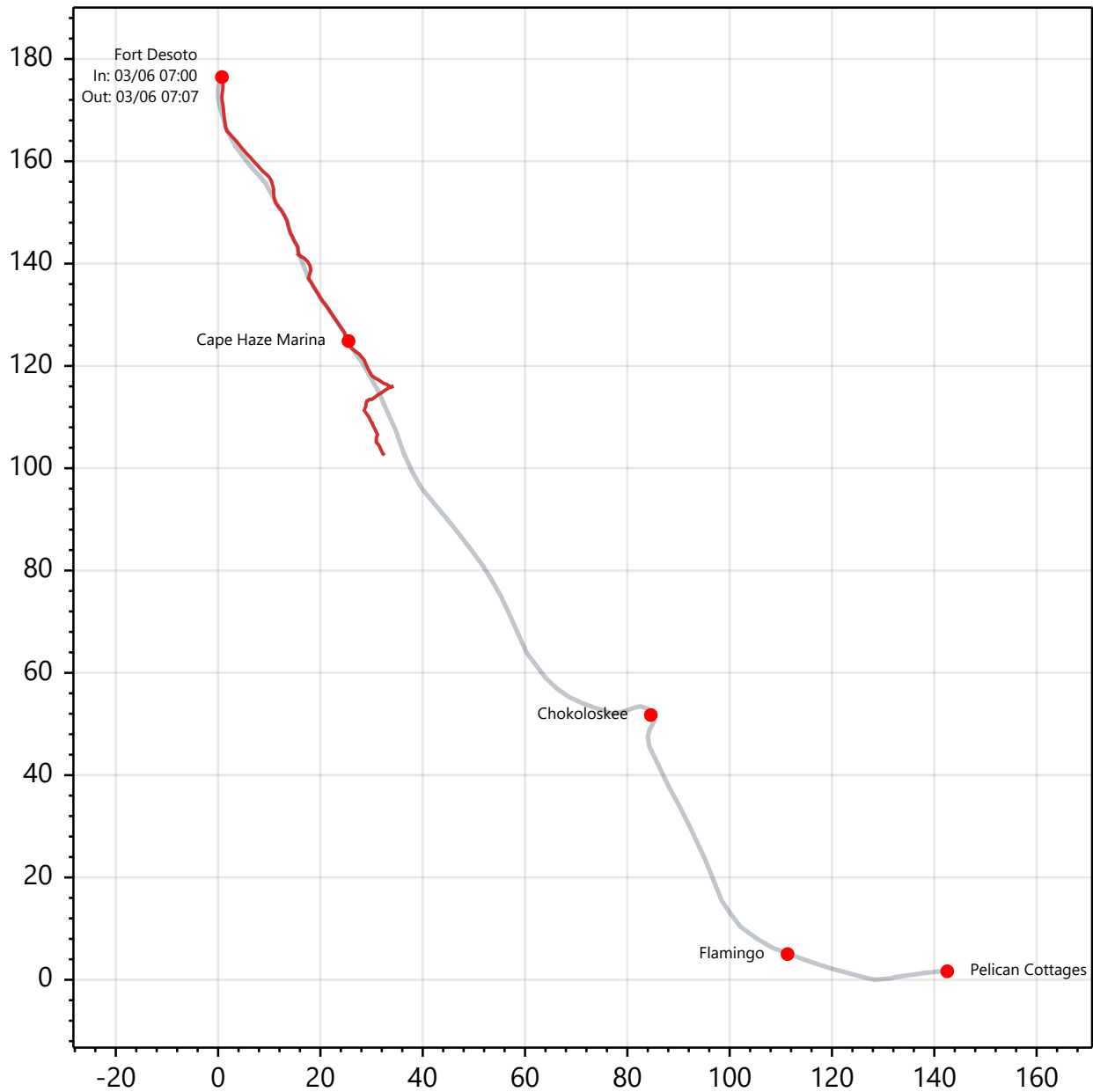
1	3563 - riverslayer & MrMississippi & RiverHoodlum	OUT	214:50:48
----------	--	------------	------------------

Everglades Challenge 2021

riverslayer & MrMississippi & RiverHoodlum



Route Summary



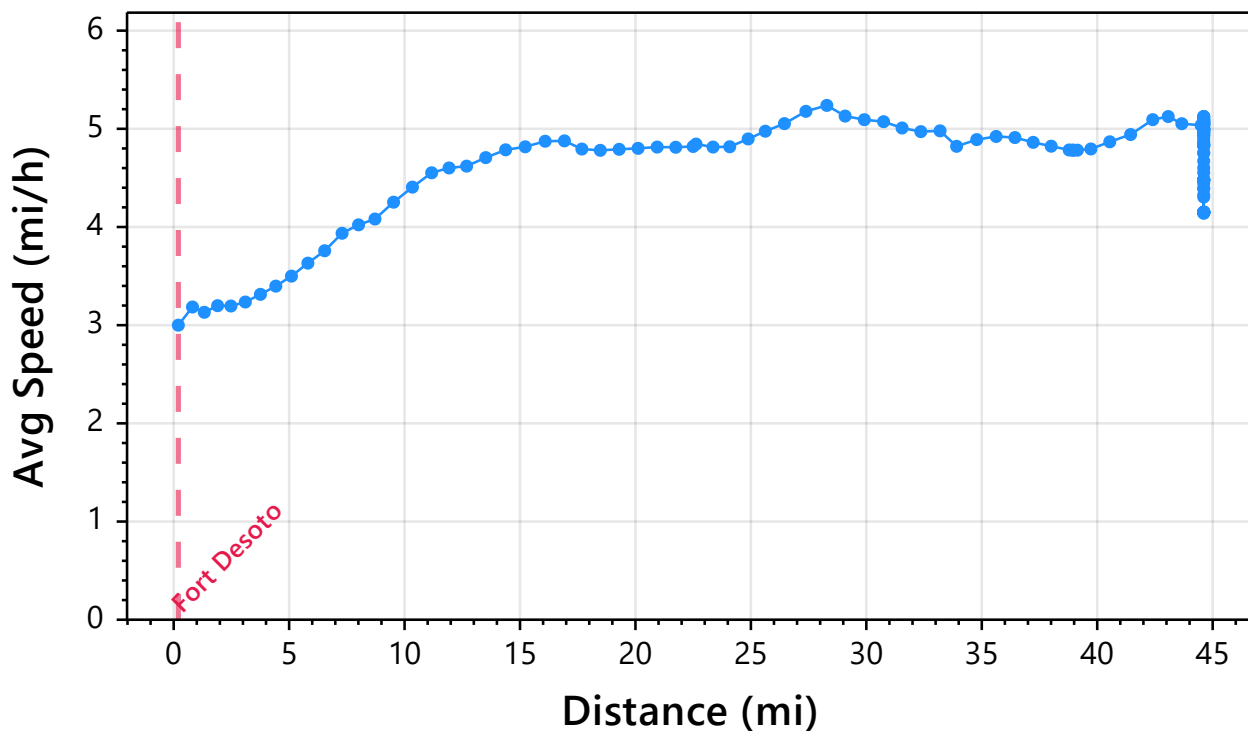
Everglades Challenge 2021

riverslayer & MrMississippi & RiverHoodlum



Segment Average Speeds

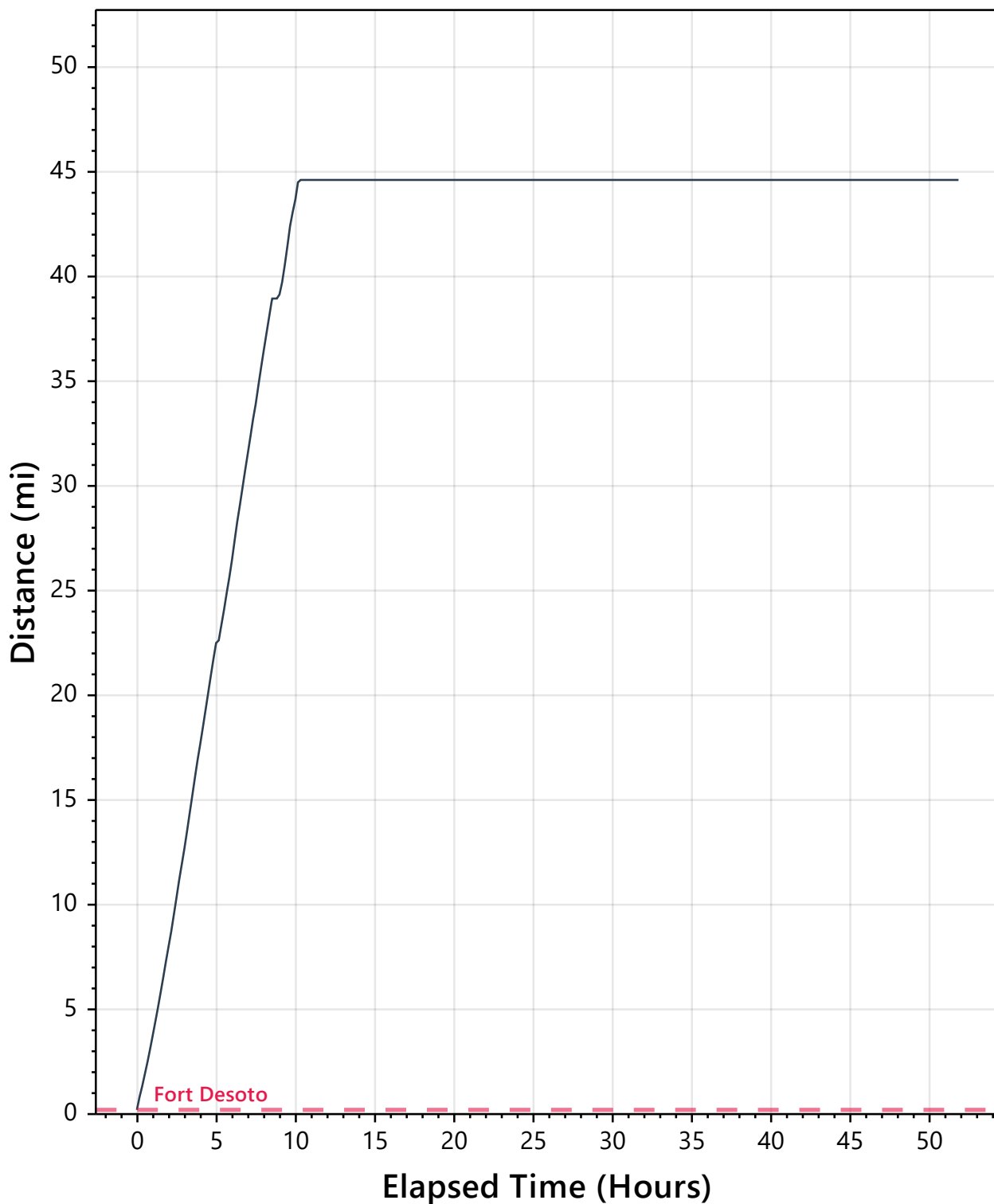
Speed Profile



Everglades Challenge 2021

riverslayer & MrMississippi & RiverHoodlum

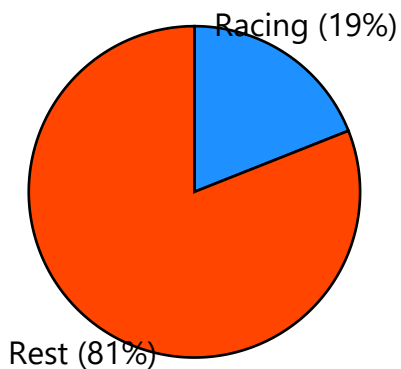
Race Progress



Everglades Challenge 2021

riverslayer & MrMississippi & RiverHoodlum

Racing vs. Rest Distribution



Rest Location	mi	Rest Time	% Total
Venice	38.9	00:17	0.6%
Enroute Stop @ 44.6	44.6	41:41	80.4%

Everglades Challenge 2021

riverslayer & MrMississippi & RiverHoodlum

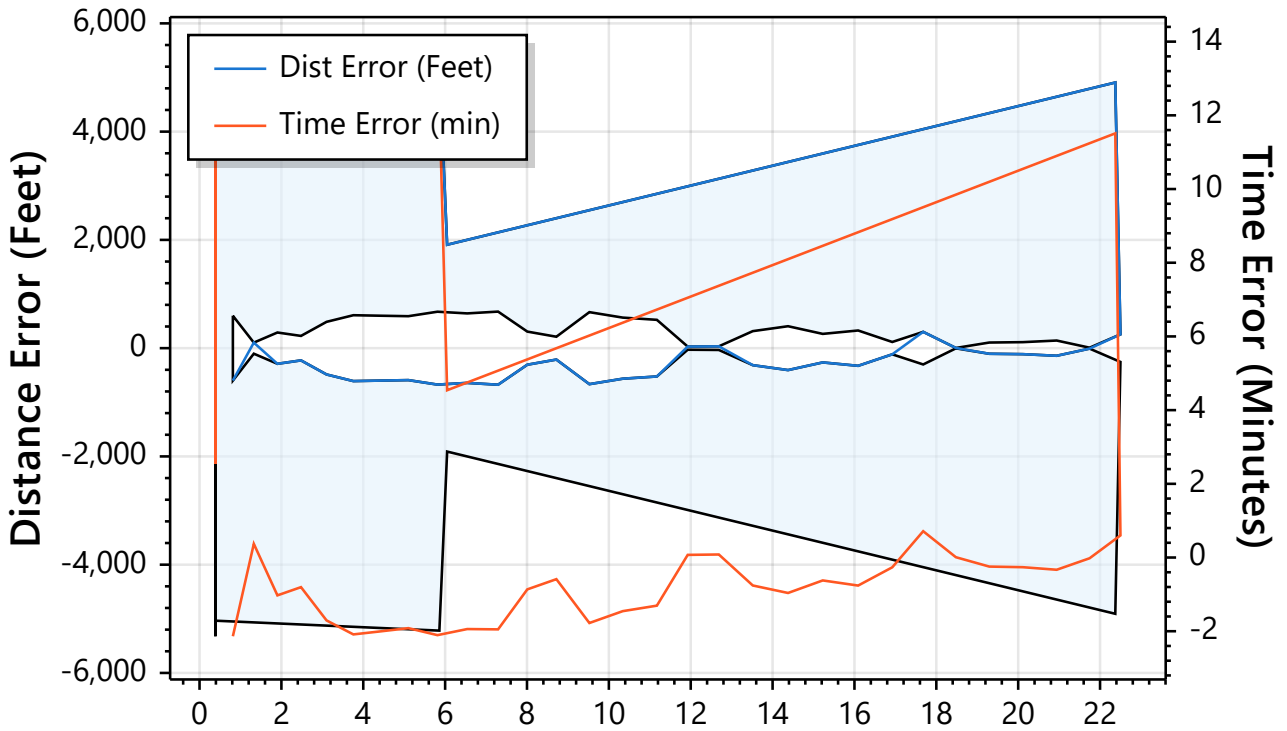


Detailed Checkpoint Summary

Checkpoint	In/Out	Elapsed	Dist(mi)	Split(mi)	Leg Time	Stay
Fort Desoto	---	00:00:00	0.0	0.0	00:00:00	---

RaceOwl Estimation Performance

Variance between predicted position and actual progress.



Tracking Performance

Metric	Min	Max	Avg	Median	Std Dev
Update Interval (Min)	2.50	815.50	23.75	10.00	93.66
Time Error (Min)	-2.14	13.50	6.53	9.93	5.13
Distance Error (Feet)	-675.30	5322.21	2739.29	3867.02	2110.78

Everglades Challenge 2021

riverslayer & MrMississippi & RiverHoodlum



Missing Track Data Accounting

Analysis of gaps in tracking data exceeding 45 minutes.

No missing track data segments (gaps > 45 minutes) detected during the race. Tracking was continuous and complete.