

Everglades Challenge 2021

DreamOn

Start: Saturday, March 6, 2021 12:00 AM Zone: Eastern Standard Time

Team: #3546 - DreamOn (hobie cat single male)

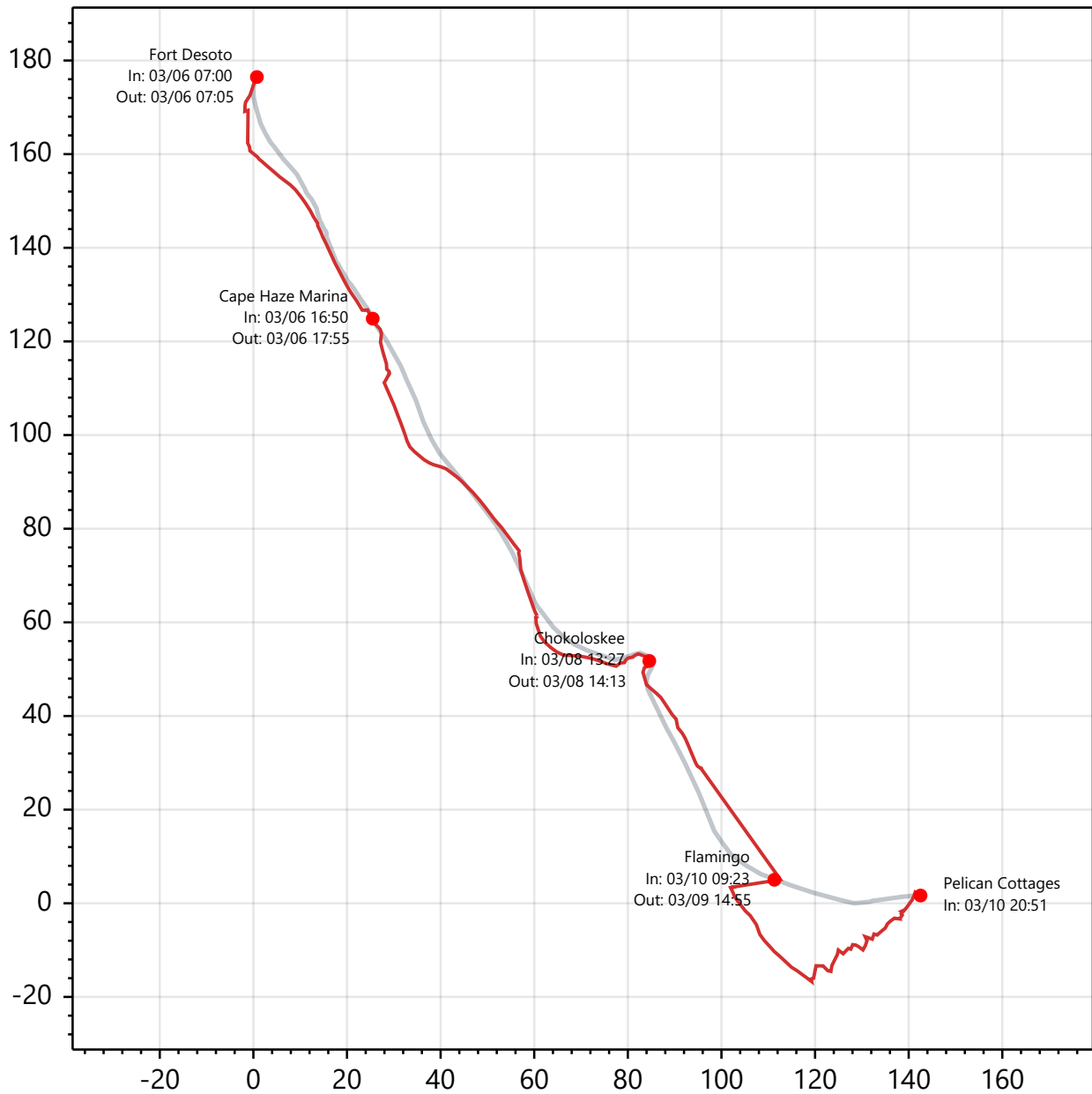
Overall Standings

1	3545 - Chaos & SewSew	FINISH	27:29:00
2	3513 - Twobeers & Morsailed	FINISH	33:05:46
3	3573 - gamera & Gremlin	FINISH	34:50:26
4	3432 - AndyMan & NateDog	FINISH	61:35:32
5	3425 - stumblingthunder & justanothersailor	FINISH	71:01:18
6	3523 - ironbob & TheJuice	FINISH	72:33:02
7	3589 - justkeeppadding	FINISH	83:29:24
8	3489 - Roamer	FINISH	89:13:45
9	3427 - AngryBeaver	FINISH	96:09:46
10	3535 - higgins & yde35	FINISH	97:28:06
15	3546 - DreamOn	FINISH	109:46:17

Division Standings: hobie cat single male

1	3546 - DreamOn	FINISH	109:46:17
----------	-----------------------	---------------	------------------

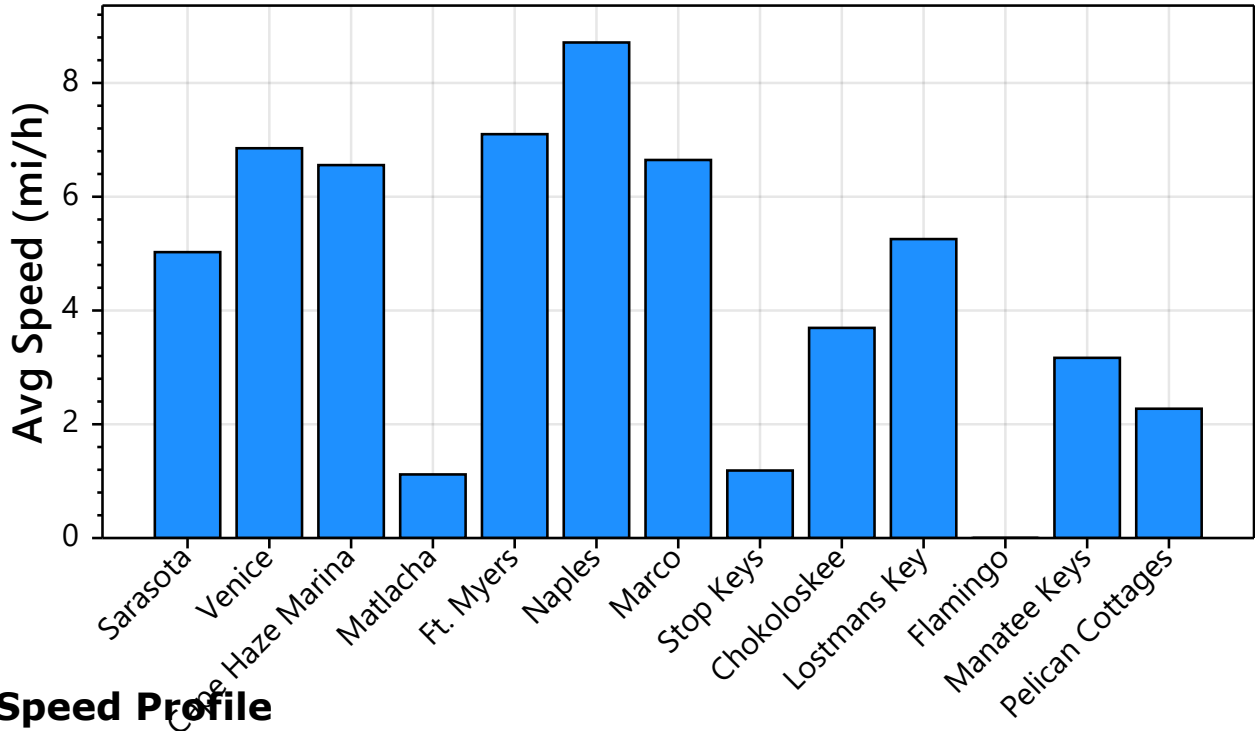
Route Summary



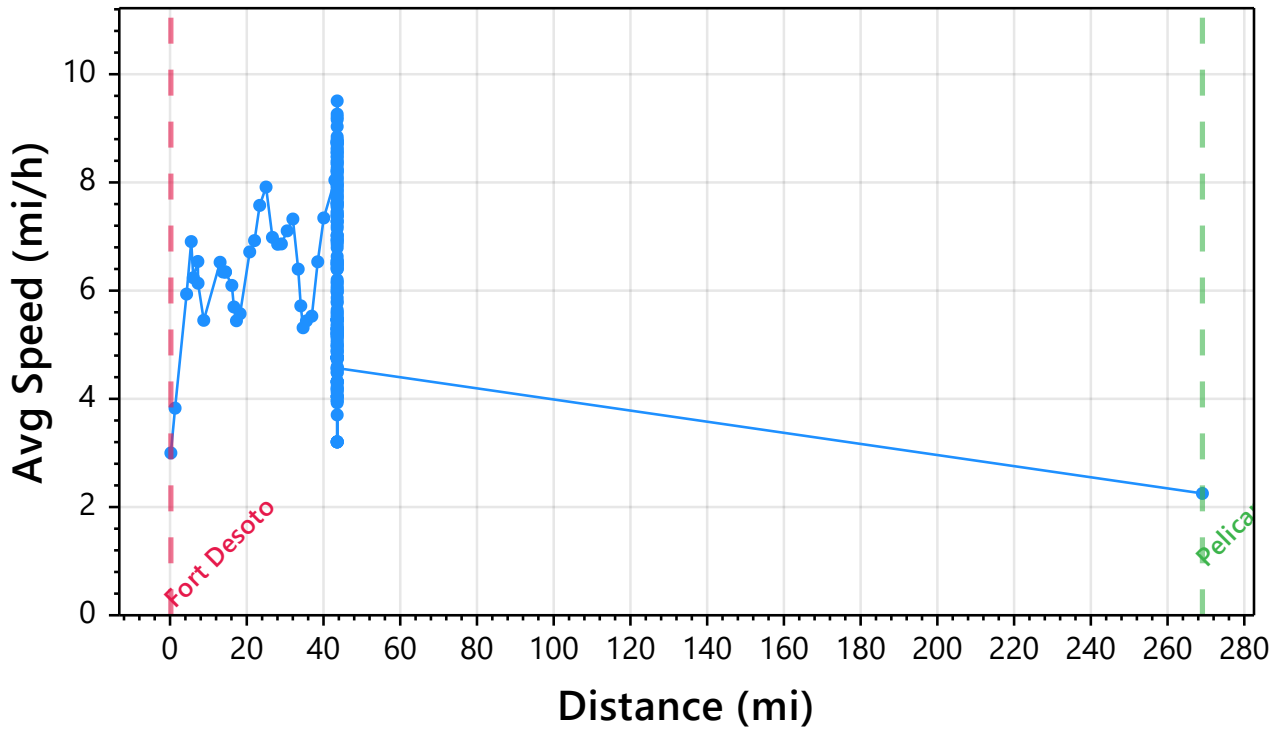
Everglades Challenge 2021

DreamOn

Segment Average Speeds



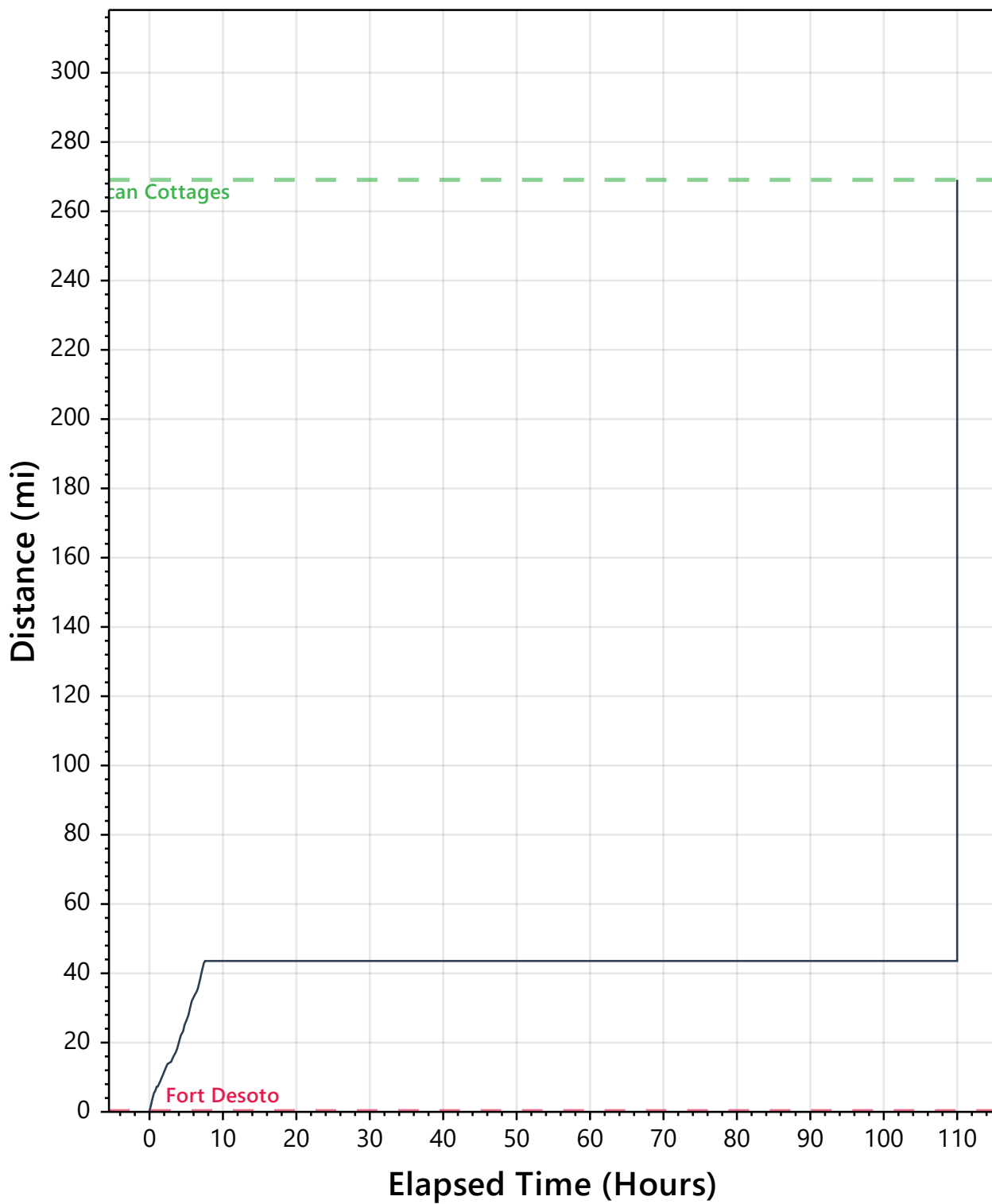
Speed Profile



Everglades Challenge 2021

DreamOn

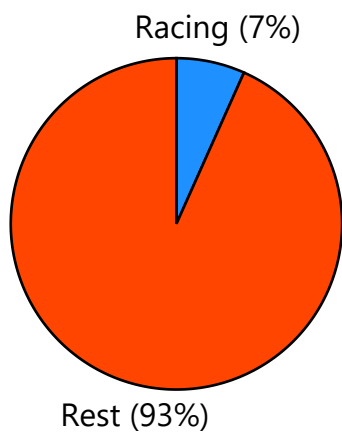
Race Progress



Everglades Challenge 2021

DreamOn

Racing vs. Rest Distribution



Rest Location	mi	Rest Time	% Total
Enroute Stop @ 43.6	43.6	102:25	93.3%

Everglades Challenge 2021

DreamOn

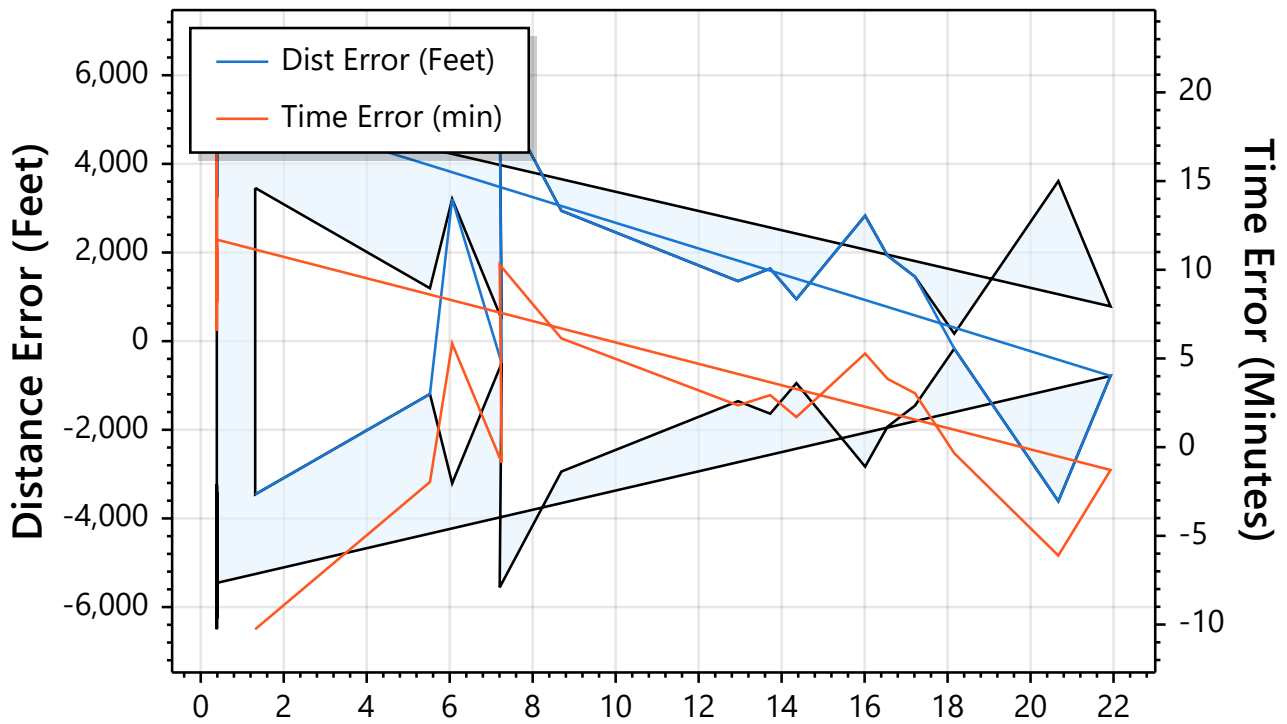


Detailed Checkpoint Summary

Checkpoint	In/Out	Elapsed	Dist(mi)	Split(mi)	Leg Time	Stay
Fort Desoto	---	00:00:00	0.0	0.0	00:00:00	---
Sarasota	03/06 11:27 ---	04:22:19	22.4	22.4	04:27:45	---
Venice	03/06 14:05 ---	07:00:12	40.5	18.0	02:37:53	---
Cape Haze Marina	03/06 16:50 ---	09:44:36	58.4	18.0	02:44:24	---
Matlacha	03/07 12:00 ---	28:54:48	79.9	21.4	19:10:12	---
Ft. Myers	03/07 14:15 ---	31:09:45	95.8	16.0	02:14:57	---
Naples	03/07 16:33 ---	33:28:19	115.9	20.1	02:18:34	---
Marco	03/07 18:48 ---	35:43:02	130.9	14.9	02:14:43	---
Stop Keys	03/08 11:20 ---	52:15:19	150.5	19.6	16:32:17	---
Chokoloskee	03/08 13:27 ---	54:22:05	158.3	7.8	02:06:46	---
Lostmans Key	03/08 17:46 ---	58:41:20	181.0	22.7	04:19:15	---
Flamingo	03/10 09:23 ---	98:18:02	215.1	34.1	39:36:42	---
Manatee Keys	03/10 16:07 ---	105:02:32	236.4	21.4	06:44:30	---
Pelican Cottages	03/10 20:51 ---	109:46:17	247.2	10.8	04:43:45	---

RaceOwl Estimation Performance

Variance between predicted position and actual progress.



Tracking Performance

Metric	Min	Max	Avg	Median	Std Dev
Update Interval (Min)	2.13	892.00	30.85	9.97	110.21
Time Error (Min)	-10.27	22.22	8.54	9.52	3.86
Distance Error (Feet)	-3611.45	6500.47	4167.60	4456.54	1870.56

Everglades Challenge 2021

DreamOn



Missing Track Data Accounting

Analysis of gaps in tracking data exceeding 45 minutes.

Gap Interval	Duration	Dist (mi)	Calc Speed (mi/h)	Adj Speed (mi/h)	Status
03/06 08:32 - 03/06 09:22	00:49	4.3	5.1	5.4	Expected Range