

2015 MR340

Harry We've Reached The Top

Start: Tuesday, July 28, 2015 12:00 AM

Zone: Central Standard Time

Team: #1870 - Harry We've Reached The Top (Men's Tandem)

Overall Standings

1	6638 - Riverfitness	FINISH	34:34:00
2	1976 - Ryan Slebos	FINISH	36:43:00
3	1300 - Joe Mann	FINISH	37:56:00
4	1845 - Lone Star Gals	FINISH	38:43:00
5	4101 - E. Sutter	FINISH	39:32:00
5	9963 - J. Glenn Phaup	FINISH	39:32:00
7	3247 - Osage Paddle Sports	FINISH	39:54:00
8	5555 - OMMFG	FINISH	40:17:00
9	0018 - Wayne Anderson	FINISH	41:06:00
10	3959 - Jaygernauts	FINISH	41:10:00
201	1870 - Harry We've Reached The Top	FINISH	77:52:00

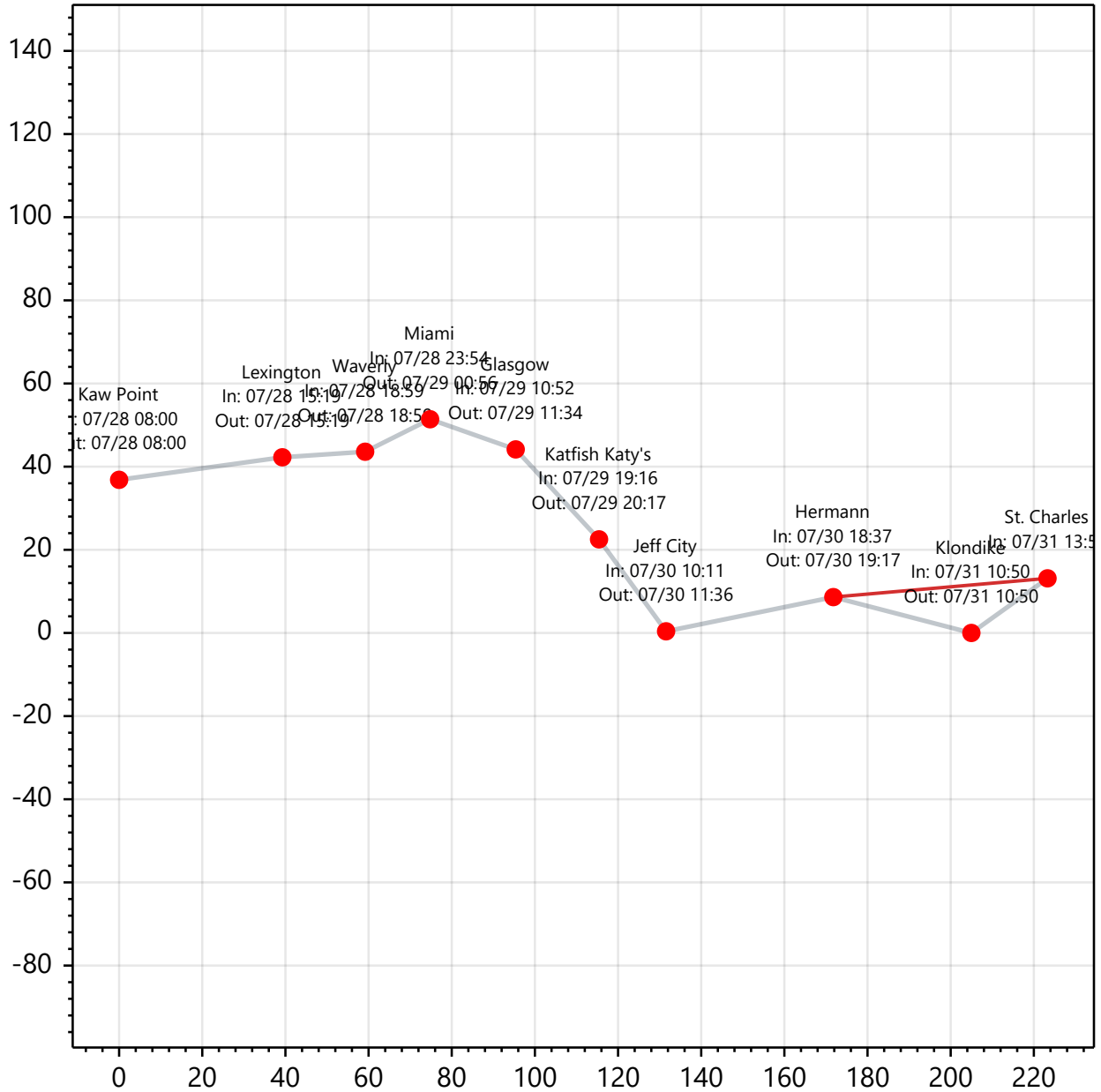
Division Standings: Men's Tandem

1	6638 - Riverfitness	FINISH	34:34:00
2	3247 - Osage Paddle Sports	FINISH	39:54:00
3	1815 - General Lee	FINISH	46:04:00
4	4718 - Forever Strong	FINISH	46:55:00
5	4630 - Rage Against the Cutoff	FINISH	46:58:00
6	2186 - Boucher & Son	FINISH	47:38:00
7	1836 - Current Chasers	FINISH	48:38:00
8	1031 - Carl Brothers	FINISH	50:20:00
9	8088 - Matt^2	FINISH	50:30:00
10	0690 - Stampeding Dinosaurs	FINISH	54:06:00
56	1870 - Harry We've Reached The Top	FINISH	77:52:00

2015 MR340

Harry We've Reached The Top

Route Summary

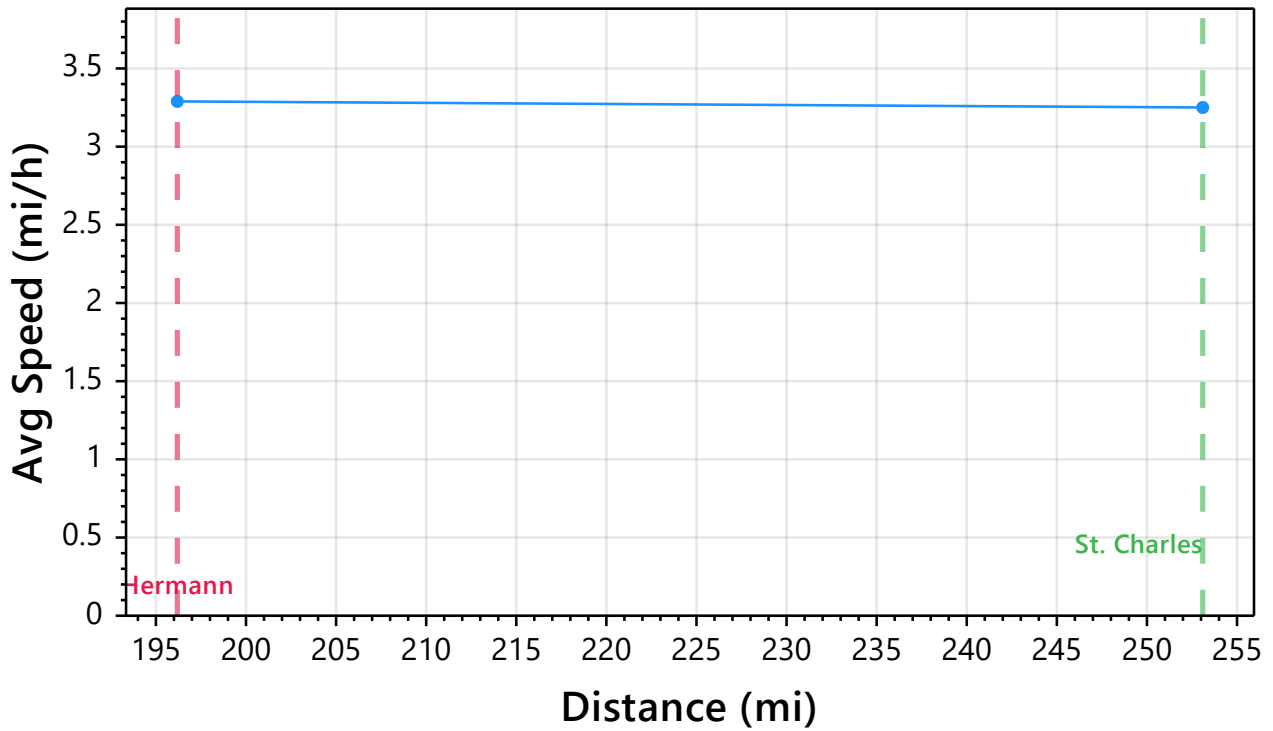


2015 MR340

Harry We've Reached The Top

Segment Average Speeds

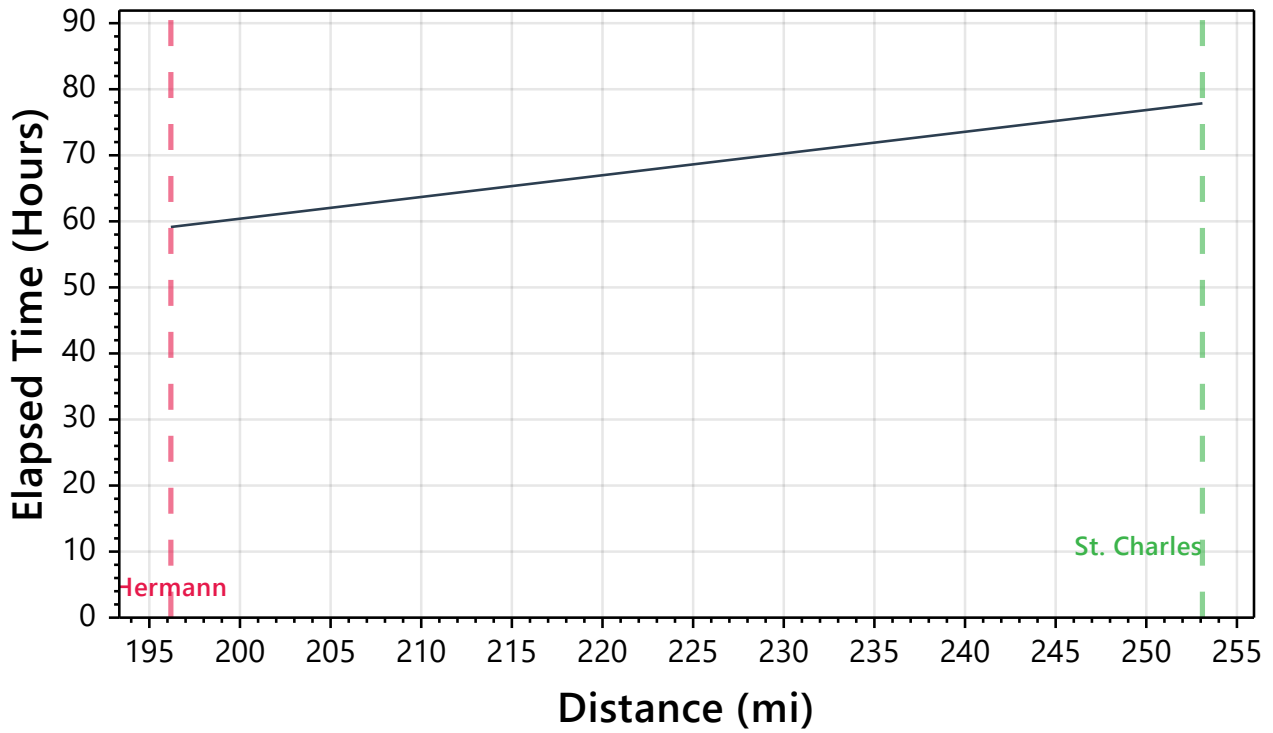
Speed Profile




2015 MR340

Harry We've Reached The Top

Race Progress



Racing vs. Rest Distribution



Rest Location	mi	Rest Time	% Total
---------------	----	-----------	---------

2015 MR340

Harry We've Reached The Top

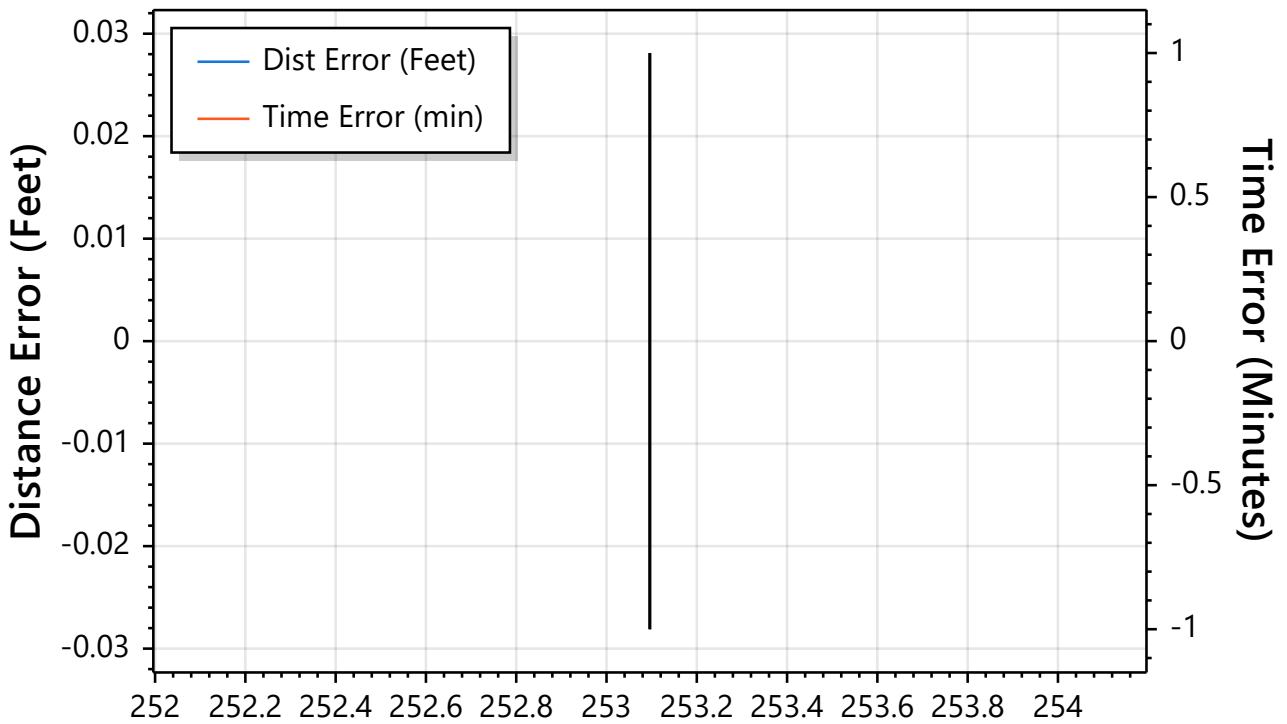


Detailed Checkpoint Summary

Checkpoint	In/Out	Elapsed	Dist(mi)	Split(mi)	Leg Time	Stay
Kaw Point	---	00:00:00	0.0	0.0	00:00:00	---
Lexington	07/28 15:19 ---	07:19:00	0.0	0.0	07:19:00	---
Waverly	07/28 18:59 ---	10:59:00	0.0	0.0	03:40:00	---
Miami	07/28 23:54 ---	15:54:00	0.0	0.0	04:55:00	---
Glasgow	07/29 10:52 ---	26:52:00	0.0	0.0	10:58:00	---
Katfish Katy's	07/29 19:16 ---	35:16:00	0.0	0.0	08:24:00	---
Jeff City	07/30 10:11 ---	50:11:00	0.0	0.0	14:55:00	---
Hermann	07/30 18:37 ---	58:37:00	0.0	0.0	08:26:00	---
Klondike	07/31 10:50 ---	74:50:00	0.0	0.0	16:13:00	---
St. Charles	07/31 13:52 ---	77:52:00	0.0	0.0	03:02:00	---

RaceOwl Estimation Performance

Variance between predicted position and actual progress.



Tracking Performance

Metric	Min	Max	Avg	Median	Std Dev
Update Interval (Min)	1123.25	1123.25	1123.25	1123.25	0.00
Time Error (Min)	-0.00	-0.00	-0.00	-0.00	0.00
Distance Error (Feet)	-0.03	-0.03	-0.03	-0.03	0.00