

Start: Tuesday, July 28, 2015 12:00 AM

Zone: Central Standard Time

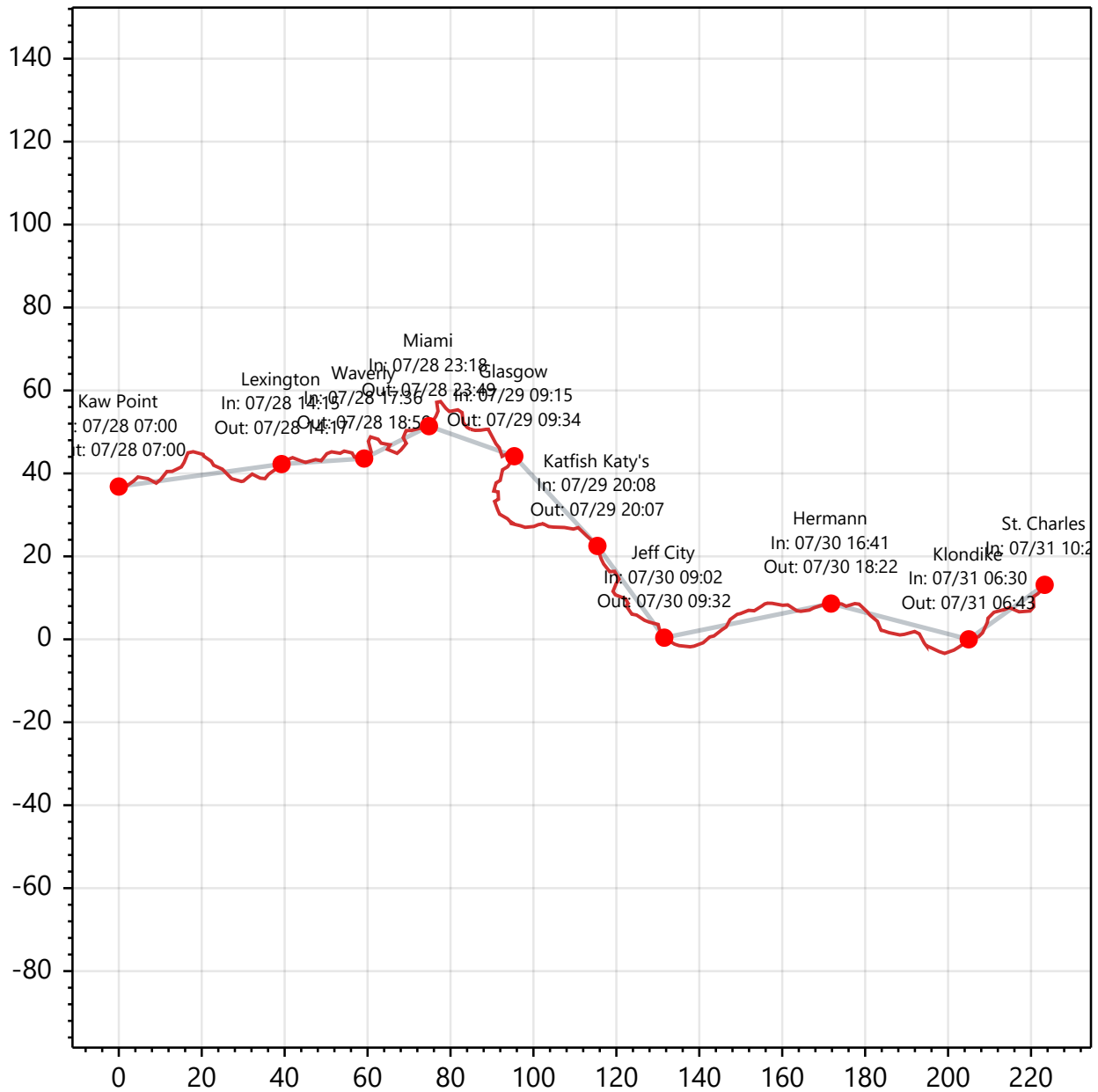
Team: #4802 - Beth Weidner (Women's Solo)**Overall Standings**

1	6638 - Riverfitness	FINISH	34:34:00
2	1976 - Ryan Slebos	FINISH	36:43:00
3	1300 - Joe Mann	FINISH	37:56:00
4	1845 - Lone Star Gals	FINISH	38:43:00
5	4101 - E. Sutter	FINISH	39:32:00
5	9963 - J. Glenn Phaup	FINISH	39:32:00
7	3247 - Osage Paddle Sports	FINISH	39:54:00
8	5555 - OMMFG	FINISH	40:17:00
9	0018 - Wayne Anderson	FINISH	41:06:00
10	3959 - Jaygernauts	FINISH	41:10:00
184	4802 - Beth Weidner	FINISH	75:27:00

Division Standings: Women's Solo

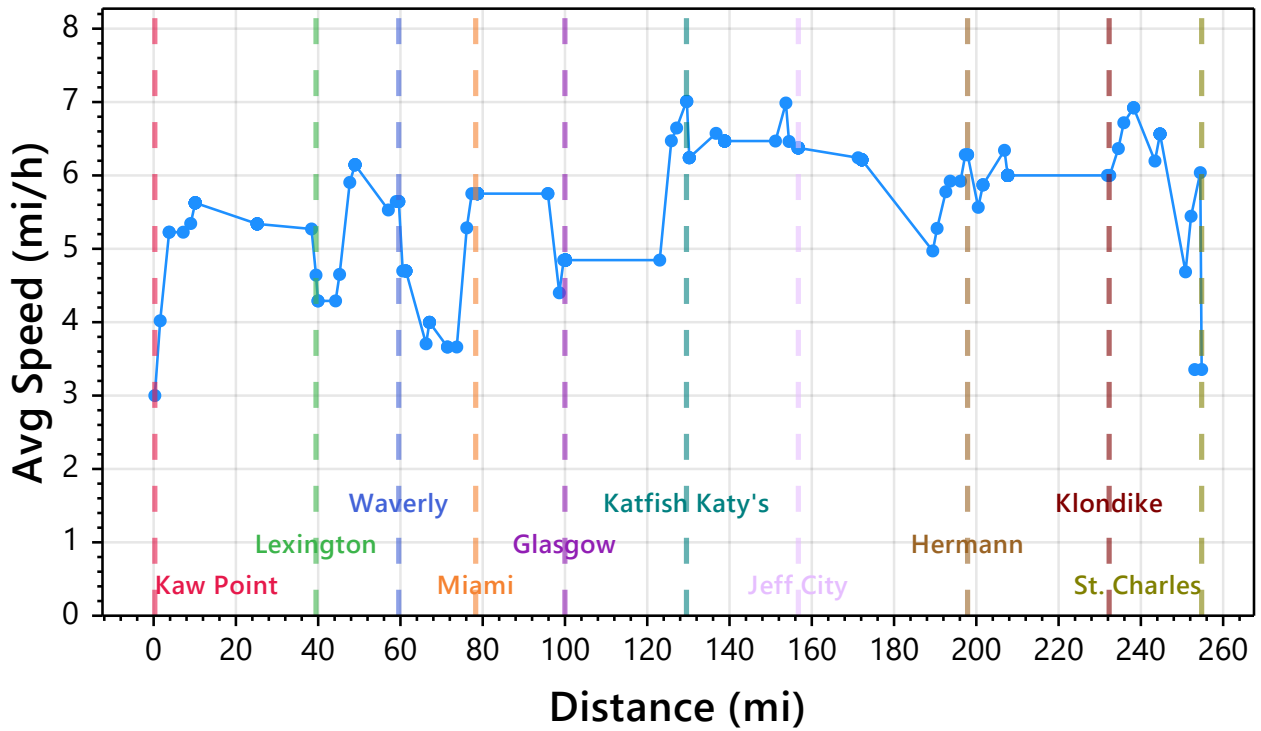
1	2745 - Sheila Reiter	FINISH	47:53:00
2	8073 - Susan Tretter	FINISH	56:54:00
2	3333 - Karen Exon	FINISH	56:54:00
4	4949 - Samantha Loepker	FINISH	64:18:00
5	2606 - Kate Gase	FINISH	64:39:00
6	0528 - Noel Solum	FINISH	66:02:00
7	0781 - Tina Brooke	FINISH	71:40:00
8	4802 - Beth Weidner	FINISH	75:27:00
9	1017 - Sally Callahan	FINISH	78:40:00
10	0116 - Cindy Fishburn	FINISH	78:56:00

Route Summary

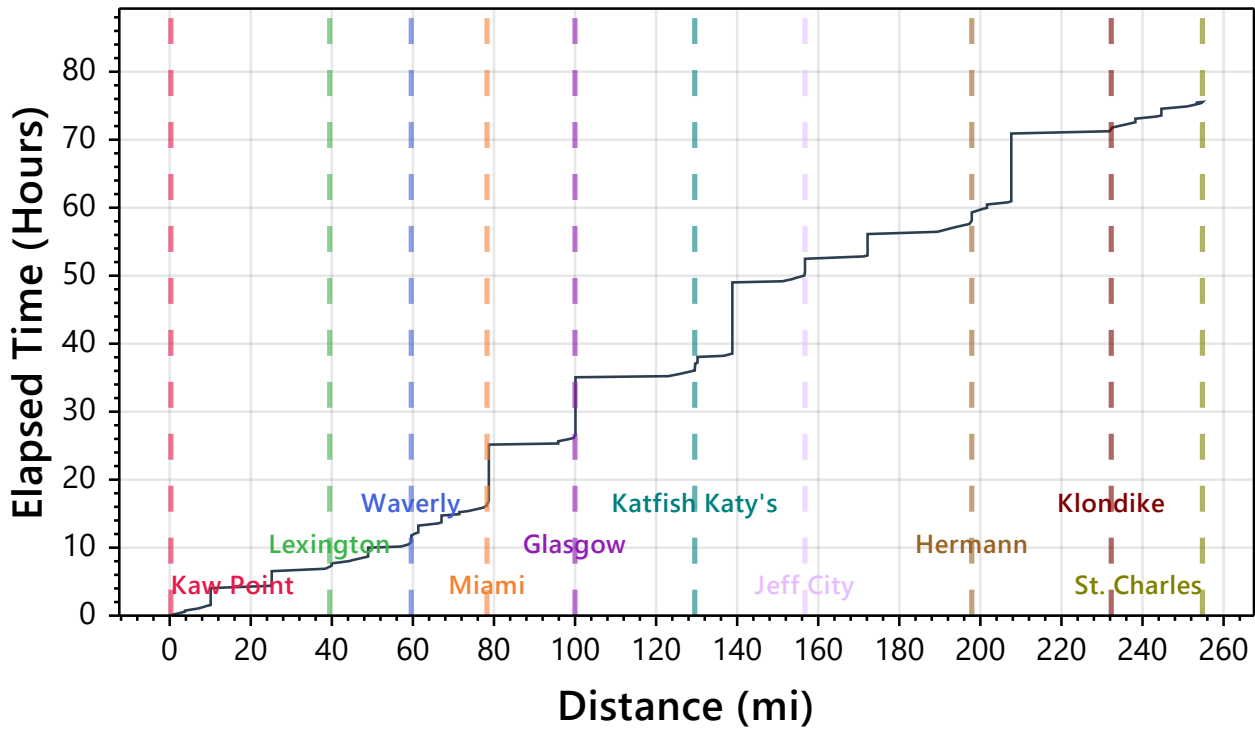


Segment Average Speeds

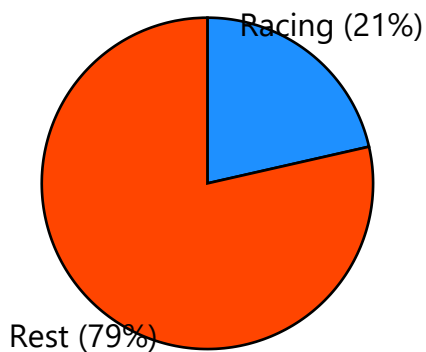
Speed Profile



Race Progress



Racing vs. Rest Distribution



Rest Location	mi	Rest Time	% Total
Enroute Stop @ 10.1	10.1	02:28	3.3%
Enroute Stop @ 25.2	25.2	02:08	2.8%
Lexington	40.0	00:19	0.4%
Enroute Stop @ 49.0	49.0	01:17	1.7%
Waverly	59.6	00:57	1.3%
Enroute Stop @ 61.3	61.3	00:59	1.3%
Enroute Stop @ 67.1	67.1	00:59	1.3%
Enroute Stop @ 71.4	71.4	00:17	0.4%
Miami	78.3	08:56	11.9%
Enroute Stop @ 95.8	95.8	00:19	0.4%
Glasgow	100.0	08:54	11.8%
Katfish Katy's	129.6	01:00	1.3%
Enroute Stop @ 130.2	130.2	00:49	1.1%
Enroute Stop @ 138.8	138.8	10:28	13.9%
Jeff City	156.7	02:28	3.3%
Enroute Stop @ 172.2	172.2	03:08	4.2%
Hermann	197.9	01:41	2.2%

2015 MR340

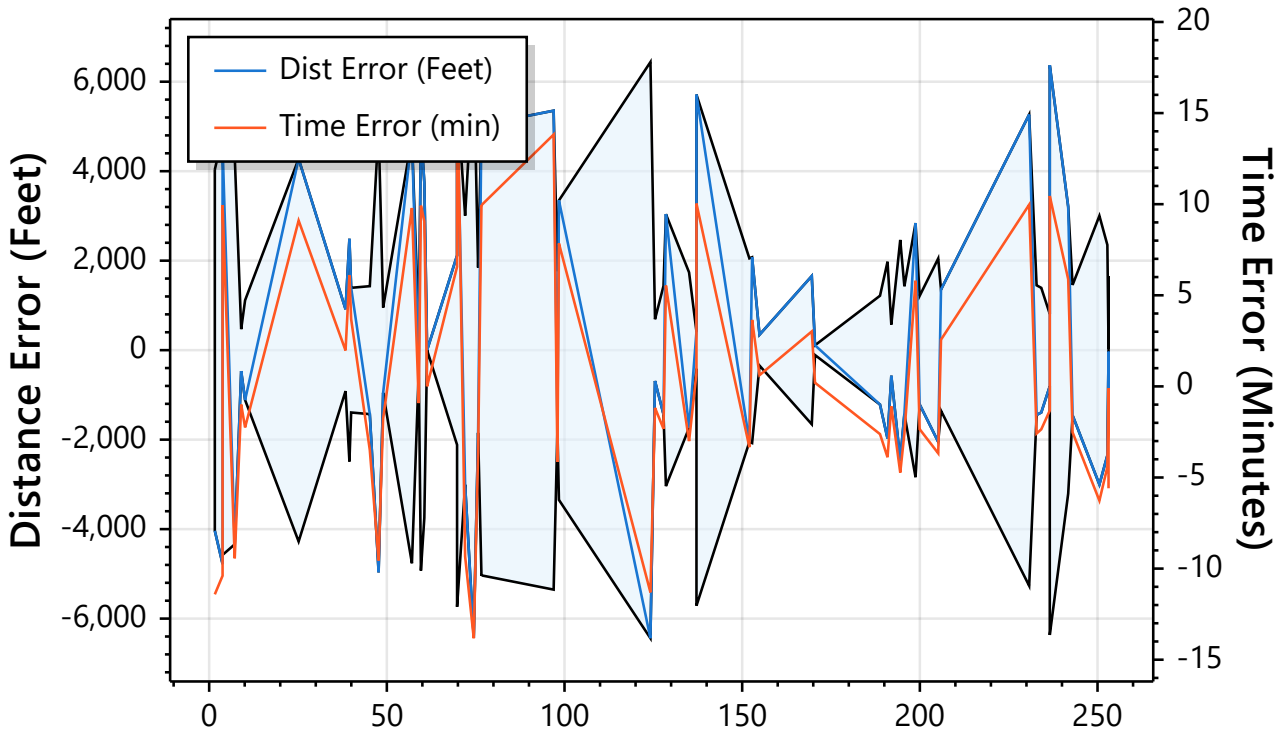
Rest Location	mi	Rest Time	% Total
Enroute Stop @ 201.6	201.6	00:29	0.7%
Enroute Stop @ 207.6	207.6	09:57	13.2%
Enroute Stop @ 238.2	238.2	00:31	0.7%
Enroute Stop @ 244.7	244.7	00:59	1.3%

Detailed Checkpoint Summary

Checkpoint	In/Out	Elapsed	Dist(mi)	Split(mi)	Leg Time	Stay
Kaw Point	---	00:00:00	0.0	0.0	00:00:00	---
Lexington	07/28 14:15 14:34	07:15:00	0.0	0.0	07:15:00	00:19
Waverly	07/28 17:36 18:33	10:36:00	0.0	0.0	03:01:10	00:57
Miami	07/28 23:18 08:14	16:18:00	0.0	0.0	04:44:34	08:56
Glasgow	07/29 09:15 18:09	26:15:00	0.0	0.0	01:00:29	08:54
Katfish Katy's	07/29 20:08 21:08	37:08:00	0.0	0.0	01:58:10	01:00
Jeff City	07/30 09:02 11:30	50:02:00	0.0	0.0	11:53:33	02:28
Hermann	07/30 16:41 18:22	57:41:00	0.0	0.0	05:10:15	01:41
Klondike	07/31 06:30 ---	71:30:00	0.0	0.0	12:07:10	---
St. Charles	07/31 10:27 ---	75:27:00	0.0	0.0	03:57:00	---

RaceOwl Estimation Performance

Variance between predicted position and actual progress.



Tracking Performance

Metric	Min	Max	Avg	Median	Std Dev
Update Interval (Min)	8.53	458.97	20.96	19.28	37.24
Time Error (Min)	-13.82	17.80	0.59	-1.05	6.86
Distance Error (Feet)	-6439.08	6365.36	251.49	-520.72	3188.42