

2016 MR340

River Dogs

Start: Tuesday, July 19, 2016 12:00 AM

Zone: Central Standard Time

Team: #8520 - River Dogs (Mixed Tandem)

Overall Standings

1	1845 - Boaty-licious	FINISH	38:22:00
2	1300 - Joe Mann	FINISH	40:58:00
3	0196 - Joe Zellner	FINISH	43:46:00
4	1318 - Robyn Benincasa	FINISH	43:50:00
5	1148 - Gary Sanson	FINISH	44:47:00
6	0413 - Quo Vadimus	FINISH	45:41:00
7	0042 - Chris Luedke	FINISH	46:41:00
8	1090 - Squirrely and Twirley	FINISH	49:10:00
9	6000 - Tandemonium	FINISH	49:13:00
10	0306 - Donut and Maple Syrup	FINISH	49:48:00
148	8520 - River Dogs	FINISH	74:32:00

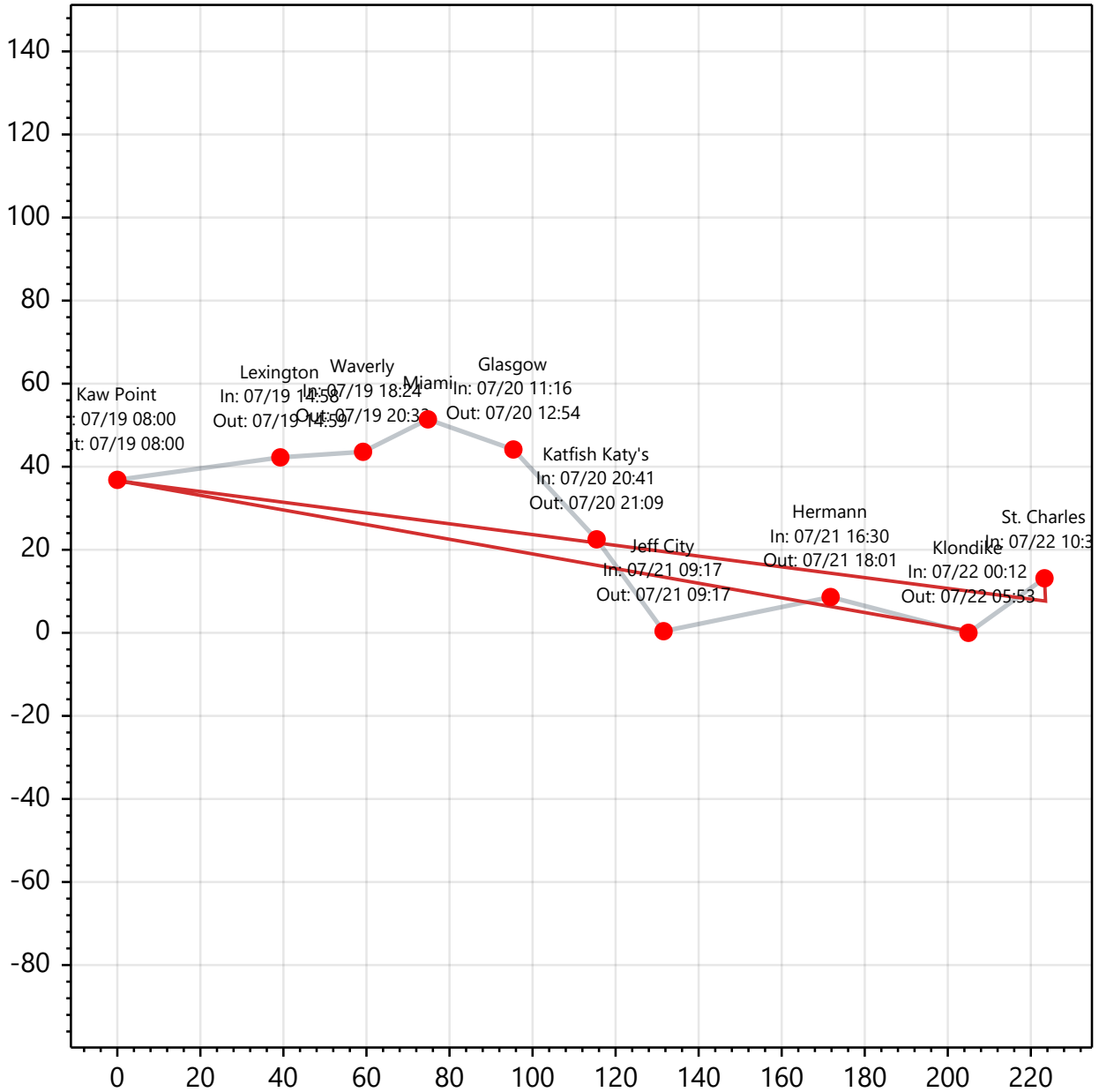
Division Standings: Mixed Tandem

1	1090 - Squirrely and Twirley	FINISH	49:10:00
2	0306 - Donut and Maple Syrup	FINISH	49:48:00
3	4745 - AlumiNaughty	FINISH	53:26:00
4	2511 - River Penguins	FINISH	64:37:00
5	3003 - Canoe Yuck Foo	FINISH	65:42:00
6	1337 - The Loonies	FINISH	65:59:00
7	1208 - BeerACuda	FINISH	66:04:00
8	0509 - Cape Splash	FINISH	67:23:00
9	3647 - Lewis & Clark...Griswald	FINISH	72:24:00
10	8520 - River Dogs	FINISH	74:32:00

2016 MR340

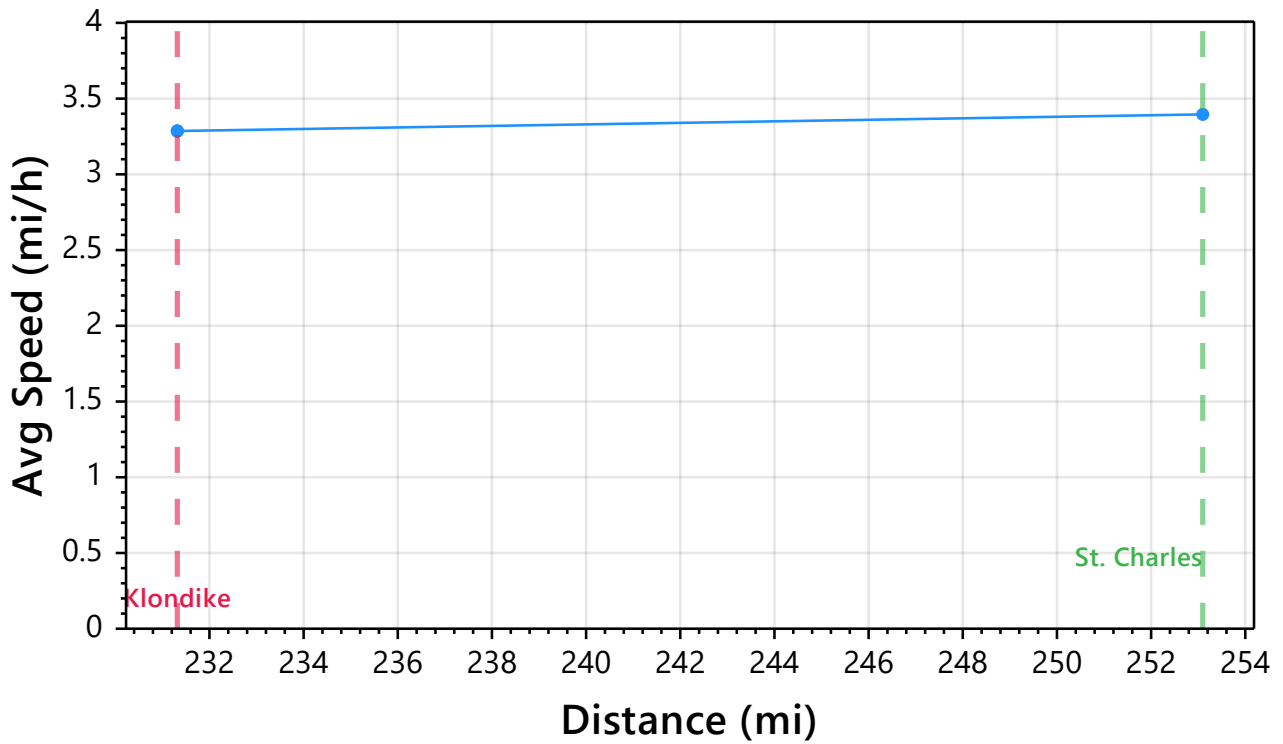
River Dogs

Route Summary



Segment Average Speeds

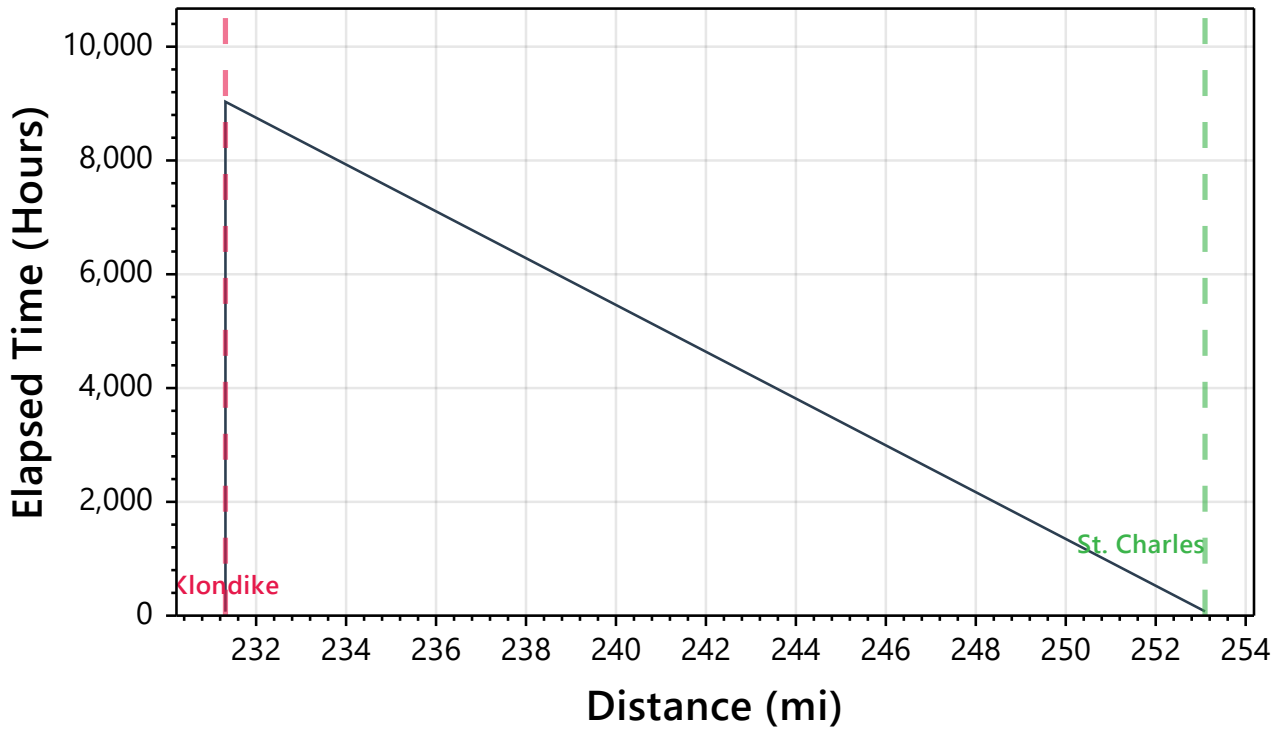
Speed Profile




2016 MR340

River Dogs

Race Progress



Racing vs. Rest Distribution



Rest Location	mi	Rest Time	% Total
Klondike	231.3	8961:43	12,023.8 %

2016 MR340

River Dogs



Detailed Checkpoint Summary

Checkpoint	In/Out	Elapsed	Dist(mi)	Split(mi)	Leg Time	Stay
Kaw Point	---	00:00:00	0.0	0.0	00:00:00	---
Lexington	07/19 14:58 ---	06:58:00	0.0	0.0	06:58:00	---
Waverly	07/19 18:24 ---	10:24:00	0.0	0.0	03:26:00	---
Glasgow	07/20 11:16 ---	27:16:00	0.0	0.0	16:52:00	---
Katfish Katy's	07/20 20:41 ---	36:41:00	0.0	0.0	09:25:00	---
Jeff City	07/21 09:17 ---	49:17:00	0.0	0.0	12:36:00	---
Hermann	07/21 16:30 ---	56:30:00	0.0	0.0	07:13:00	---
Klondike	07/22 00:12 09:55	64:12:00	0.0	0.0	07:42:00	8961:43
St. Charles	07/22 10:32 ---	74:32:00	0.0	0.0	---	---

RaceOwl Estimation Performance

Variance between predicted position and actual progress.

Tracking Performance

Metric	Min	Max	Avg	Median	Std Dev
Update Interval (Min)	44403.93	493299.33	268851.63	268851.63	224447.70
Time Error (Min)	0.00	0.00	0.00	0.00	0.00
Distance Error (Feet)	0.00	0.00	0.00	0.00	0.00