

Start: Tuesday, July 24, 2018 12:00 AM

Zone: Central Standard Time

Team: #1701 - Jeff Purple (Men's Solo)

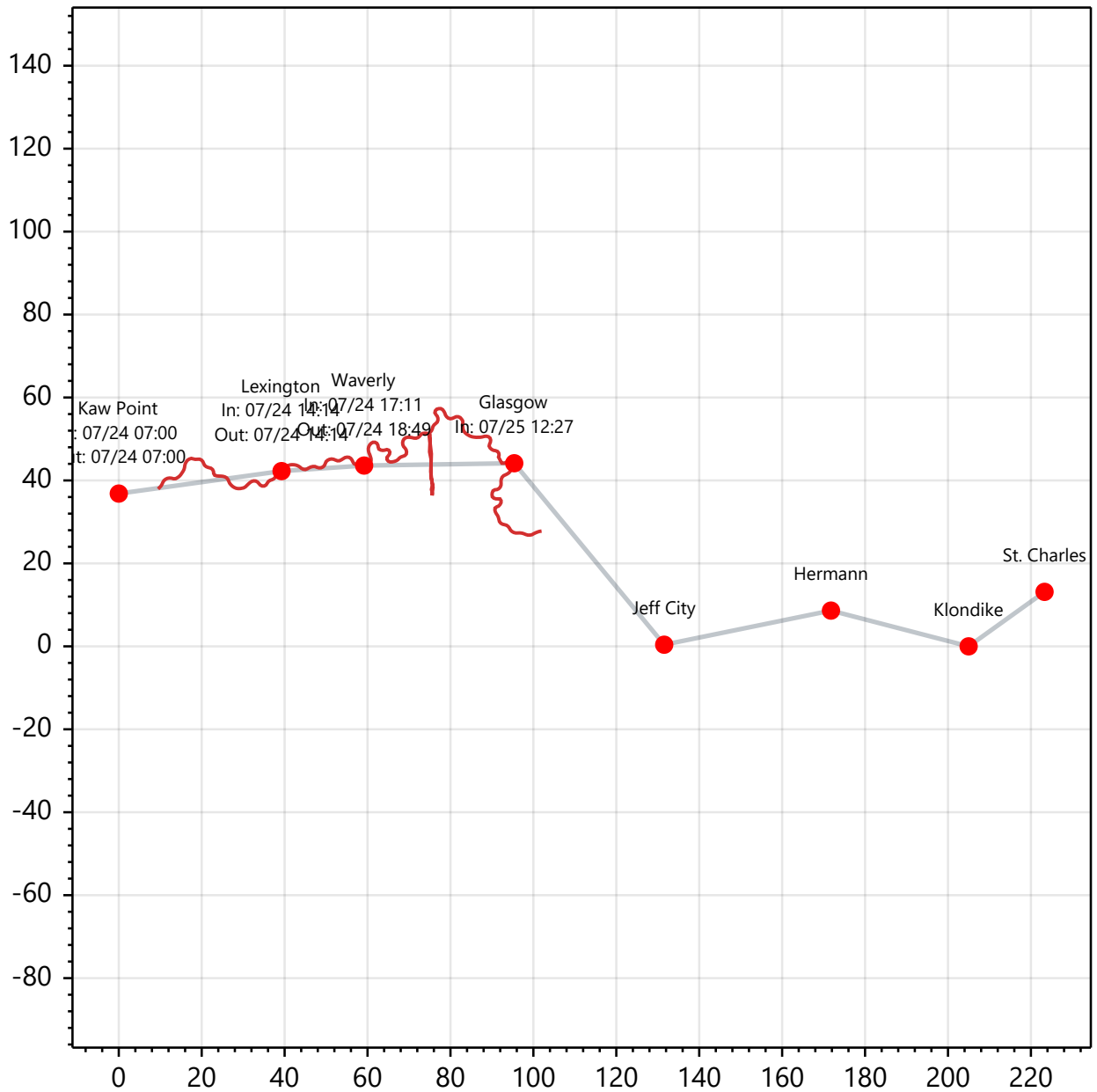
Overall Standings

1	3433 - River Fitness	FINISH	33:01:00
2	1300 - Joe Mann	FINISH	36:39:00
3	0963 - Risky Business	FINISH	37:51:00
4	1318 - Robyn Benincasa	FINISH	38:41:00
5	0019 - Geoff Waters	FINISH	39:39:00
6	0117 - Mark Holloway	FINISH	40:20:00
7	2186 - Benjamin Boucher	FINISH	41:34:00
7	6975 - Doug Robinett	FINISH	41:34:00
9	2008 - PaddleHawks	FINISH	41:51:00
10	1010 - Married With Children	FINISH	41:55:00
477	1701 - Jeff Purple	DNF	36:43:00

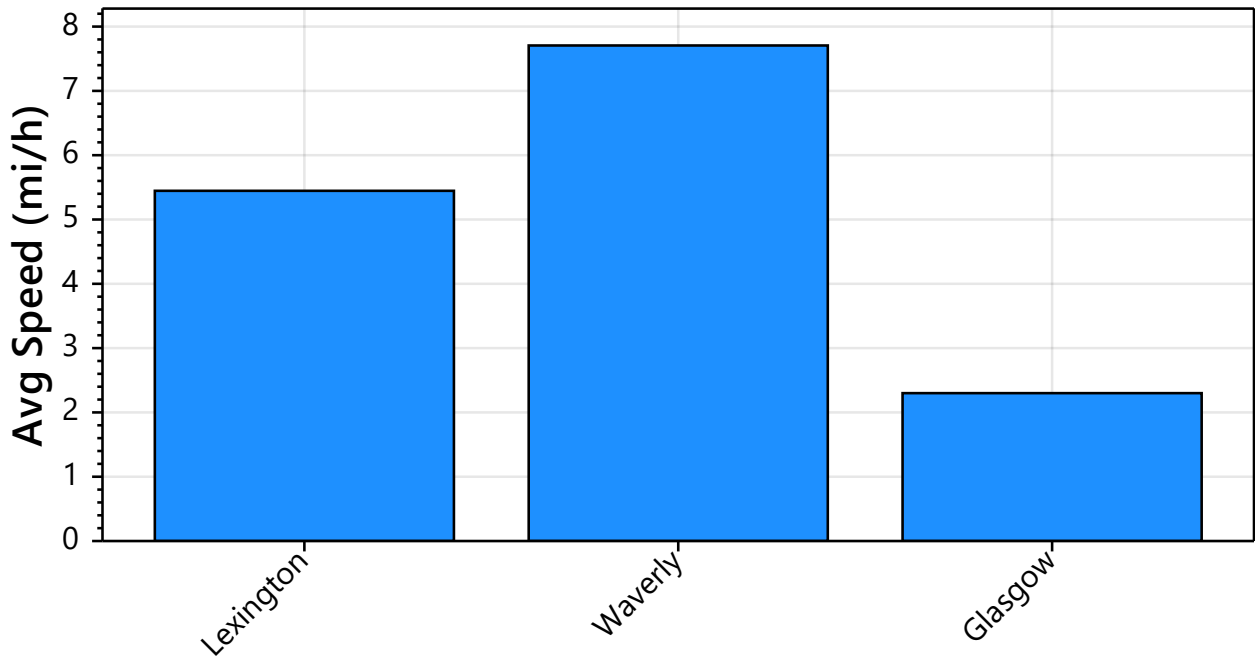
Division Standings: Men's Solo

1	1300 - Joe Mann	FINISH	36:39:00
2	0019 - Geoff Waters	FINISH	39:39:00
3	0117 - Mark Holloway	FINISH	40:20:00
4	2186 - Benjamin Boucher	FINISH	41:34:00
4	6975 - Doug Robinett	FINISH	41:34:00
6	0042 - Chris Luedke	FINISH	42:21:00
6	0012 - Chad Breshears	FINISH	42:21:00
8	3620 - Dustin LeCave	FINISH	42:32:00
9	3737 - Rusty Coons	FINISH	43:43:00
10	0312 - J.W. Lile	FINISH	44:01:00
226	1701 - Jeff Purple	DNF	36:43:00

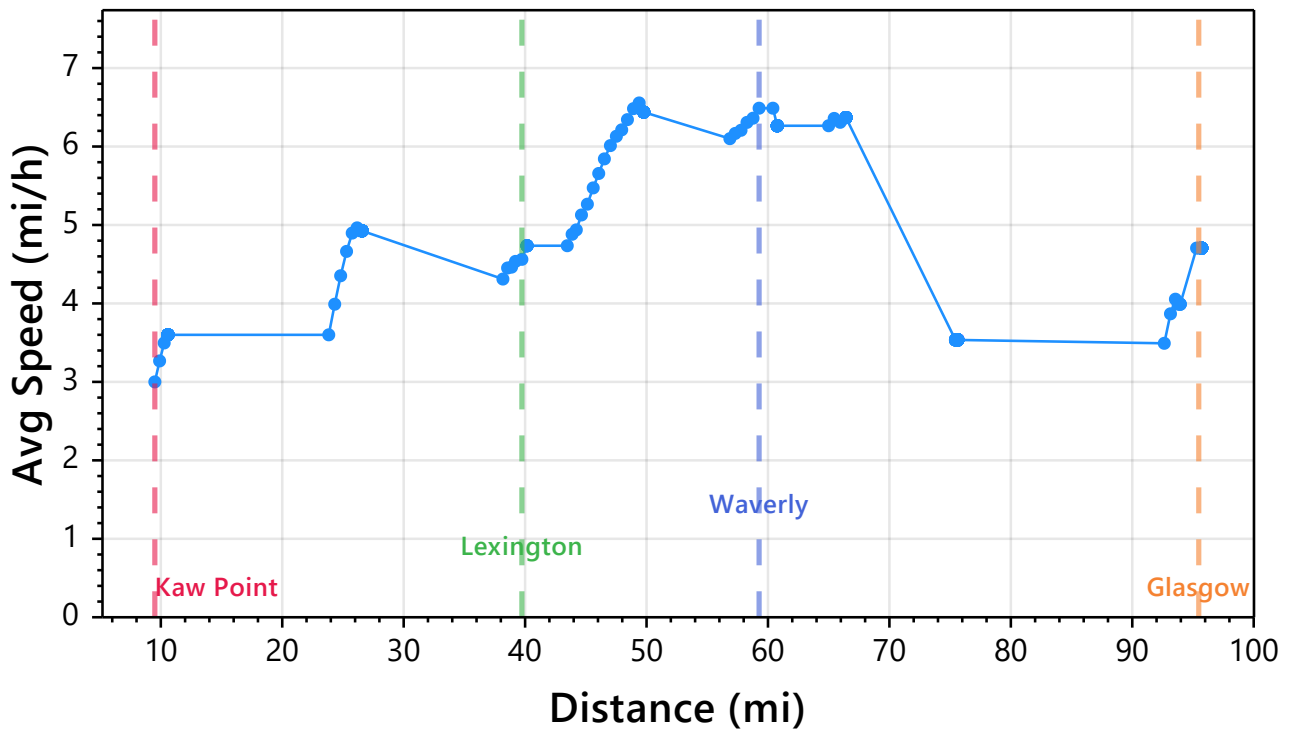
Route Summary



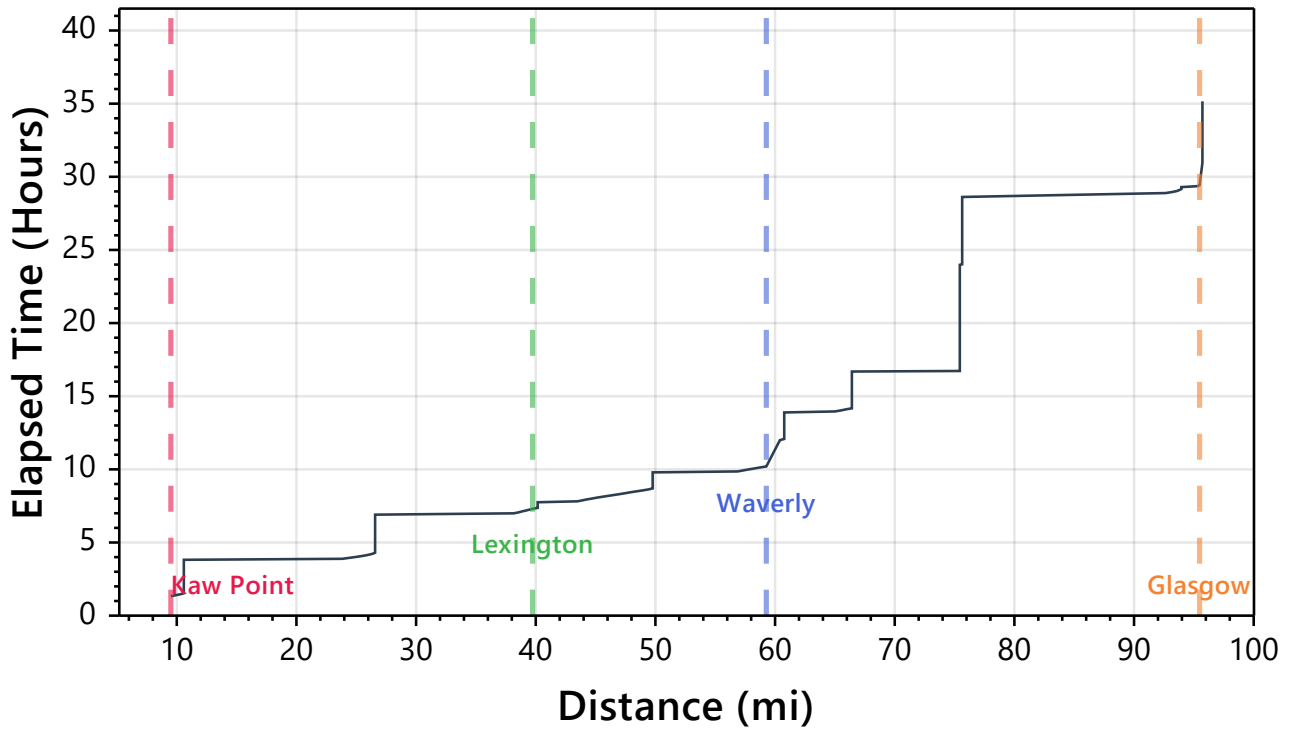
Segment Average Speeds



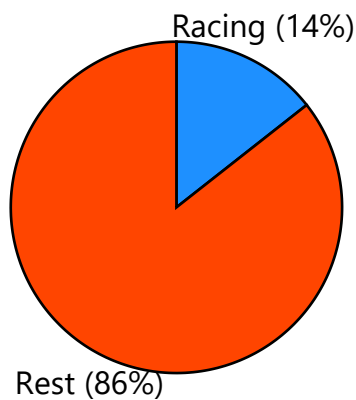
Speed Profile



Race Progress



Racing vs. Rest Distribution



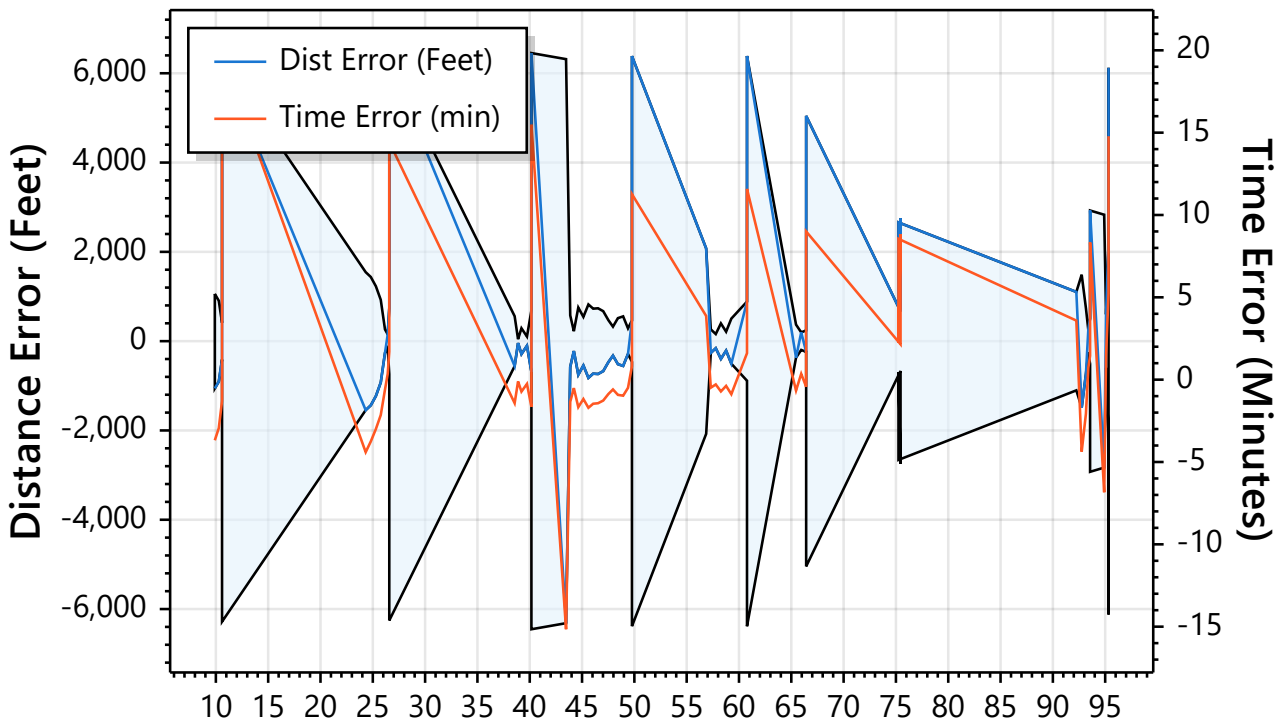
Rest Location	mi	Rest Time	% Total
Enroute Stop @ 10.6	10.6	02:17	6.5%
Enroute Stop @ 26.6	26.6	02:35	7.4%
Lexington	40.2	00:23	1.1%
Enroute Stop @ 49.8	49.8	01:05	3.1%
Waverly	60.4	03:36	10.3%
Enroute Stop @ 66.4	66.4	02:30	7.2%
Enroute Stop @ 75.4	75.4	07:15	20.6%
Enroute Stop @ 75.6	75.6	04:36	13.1%
Glasgow	95.7	05:44	16.3%

Detailed Checkpoint Summary

Checkpoint	In/Out	Elapsed	Dist(mi)	Split(mi)	Leg Time	Stay
Kaw Point	---	00:00:00	0.0	0.0	00:00:00	---
Lexington	07/24 14:14 14:57	07:14:18	39.4	39.4	07:14:18	00:23
Waverly	07/24 17:11 20:48	10:11:49	59.3	19.8	02:34:29	03:36
Glasgow	07/25 12:27 ---	29:27:26	95.3	36.0	15:38:57	05:44

RaceOwl Estimation Performance

Variance between predicted position and actual progress.



Tracking Performance

Metric	Min	Max	Avg	Median	Std Dev
Update Interval (Min)	2.02	399.10	6.11	3.98	23.10
Time Error (Min)	-15.16	19.83	2.73	0.77	5.88
Distance Error (Feet)	-6316.37	6452.44	1115.75	358.09	2411.34