

Start: Tuesday, July 24, 2018 12:00 AM

Zone: Central Standard Time

Team: #0414 - Dan Monroe (Men's Solo)

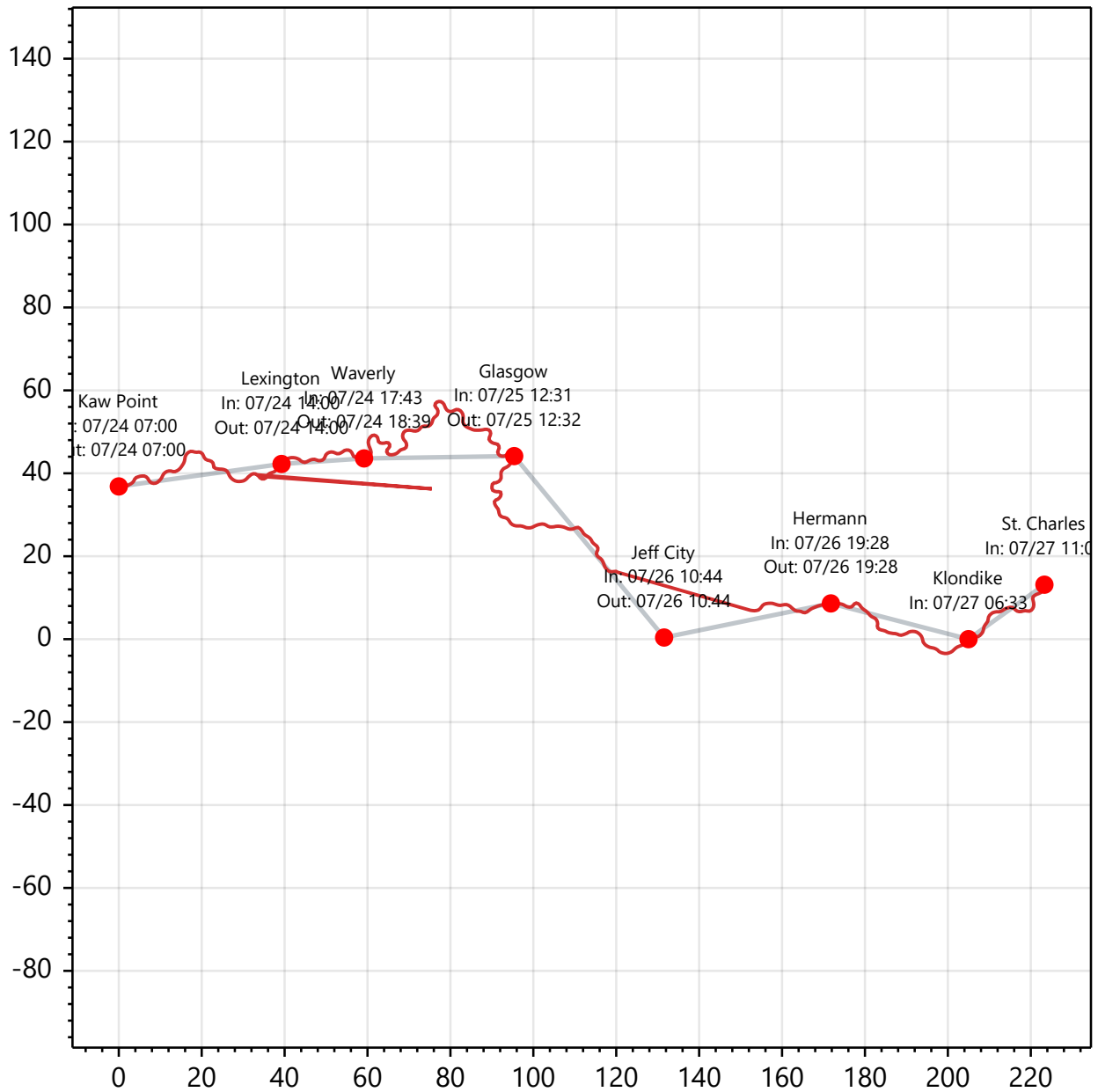
Overall Standings

1	3433 - River Fitness	FINISH	33:01:00
2	1300 - Joe Mann	FINISH	36:39:00
3	0963 - Risky Business	FINISH	37:51:00
4	1318 - Robyn Benincasa	FINISH	38:41:00
5	0019 - Geoff Waters	FINISH	39:39:00
6	0117 - Mark Holloway	FINISH	40:20:00
7	2186 - Benjamin Boucher	FINISH	41:34:00
7	6975 - Doug Robinett	FINISH	41:34:00
9	2008 - PaddleHawks	FINISH	41:51:00
10	1010 - Married With Children	FINISH	41:55:00
277	0414 - Dan Monroe	FINISH	76:01:00

Division Standings: Men's Solo

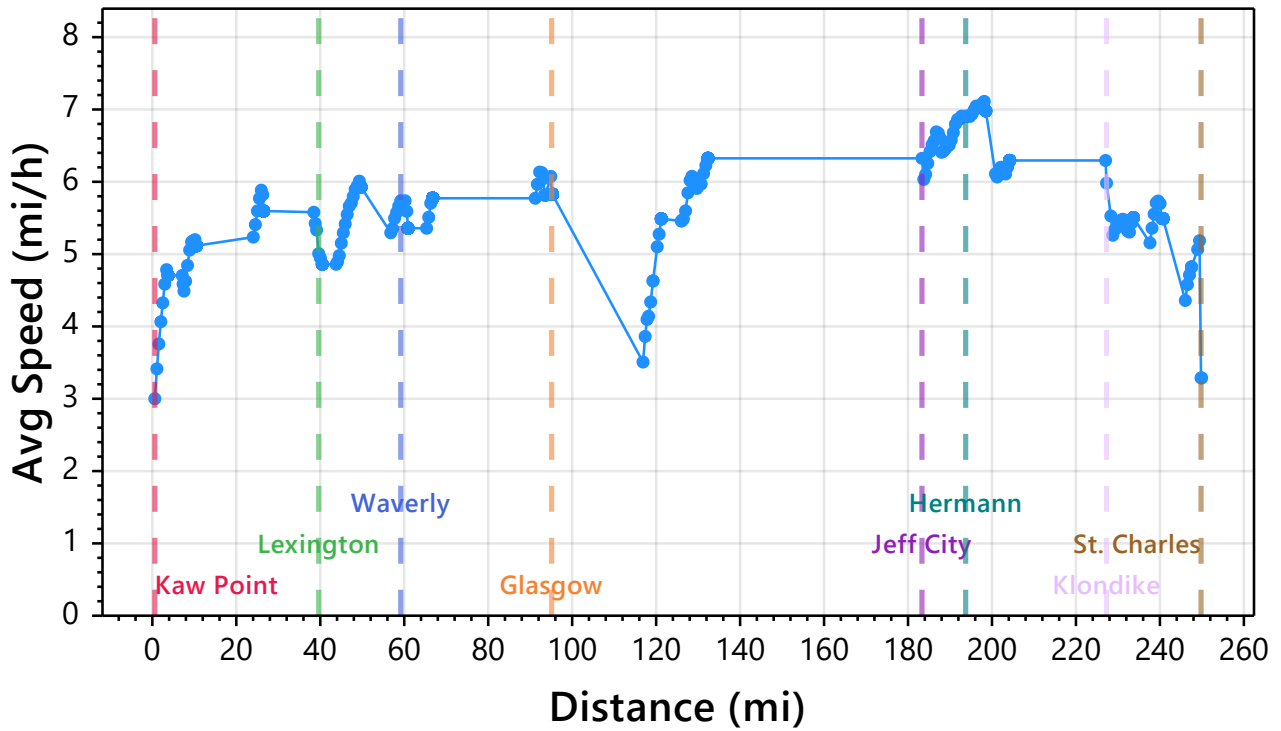
1	1300 - Joe Mann	FINISH	36:39:00
2	0019 - Geoff Waters	FINISH	39:39:00
3	0117 - Mark Holloway	FINISH	40:20:00
4	2186 - Benjamin Boucher	FINISH	41:34:00
4	6975 - Doug Robinett	FINISH	41:34:00
6	0042 - Chris Luedke	FINISH	42:21:00
6	0012 - Chad Breshears	FINISH	42:21:00
8	3620 - Dustin LeCave	FINISH	42:32:00
9	3737 - Rusty Coons	FINISH	43:43:00
10	0312 - J.W. Lile	FINISH	44:01:00
116	0414 - Dan Monroe	FINISH	76:01:00

Route Summary

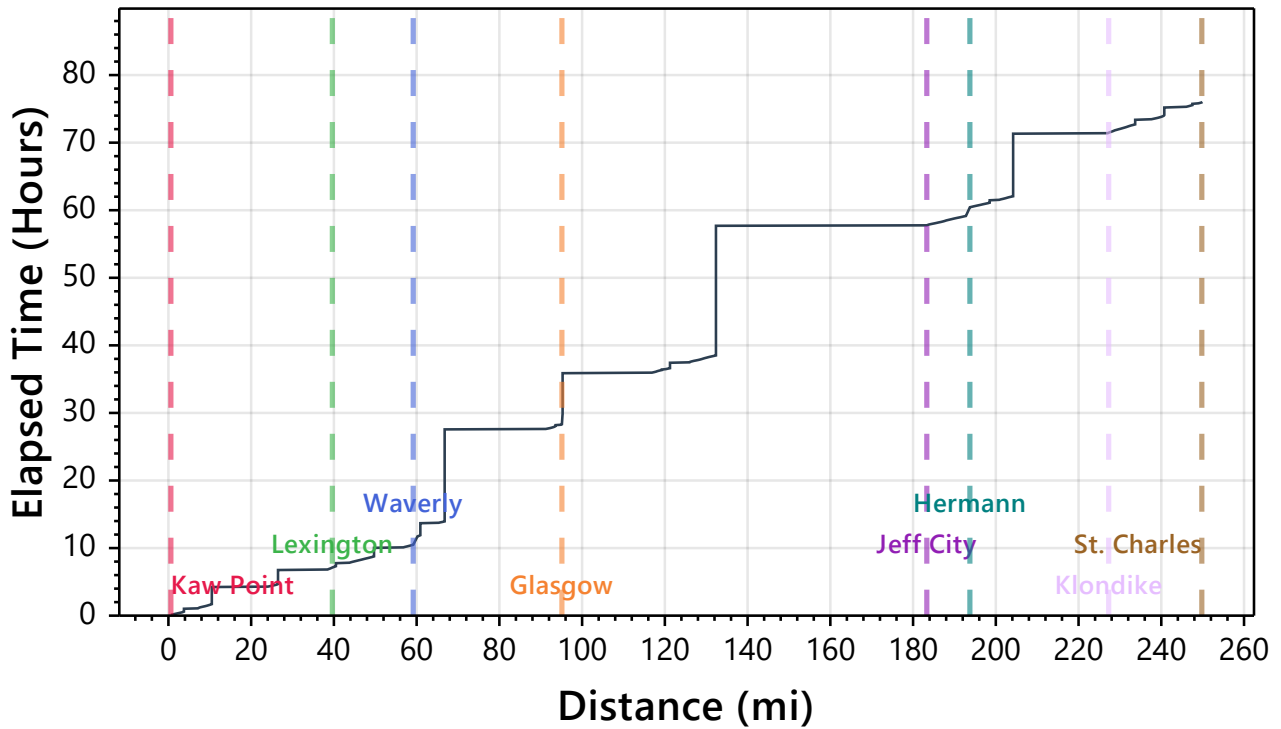


Segment Average Speeds

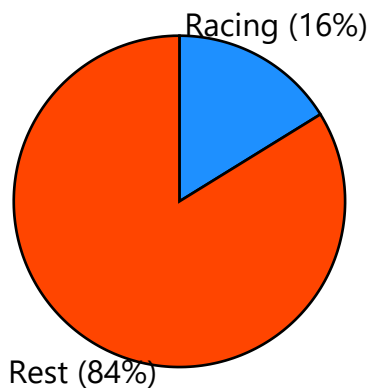
Speed Profile



Race Progress



Racing vs. Rest Distribution



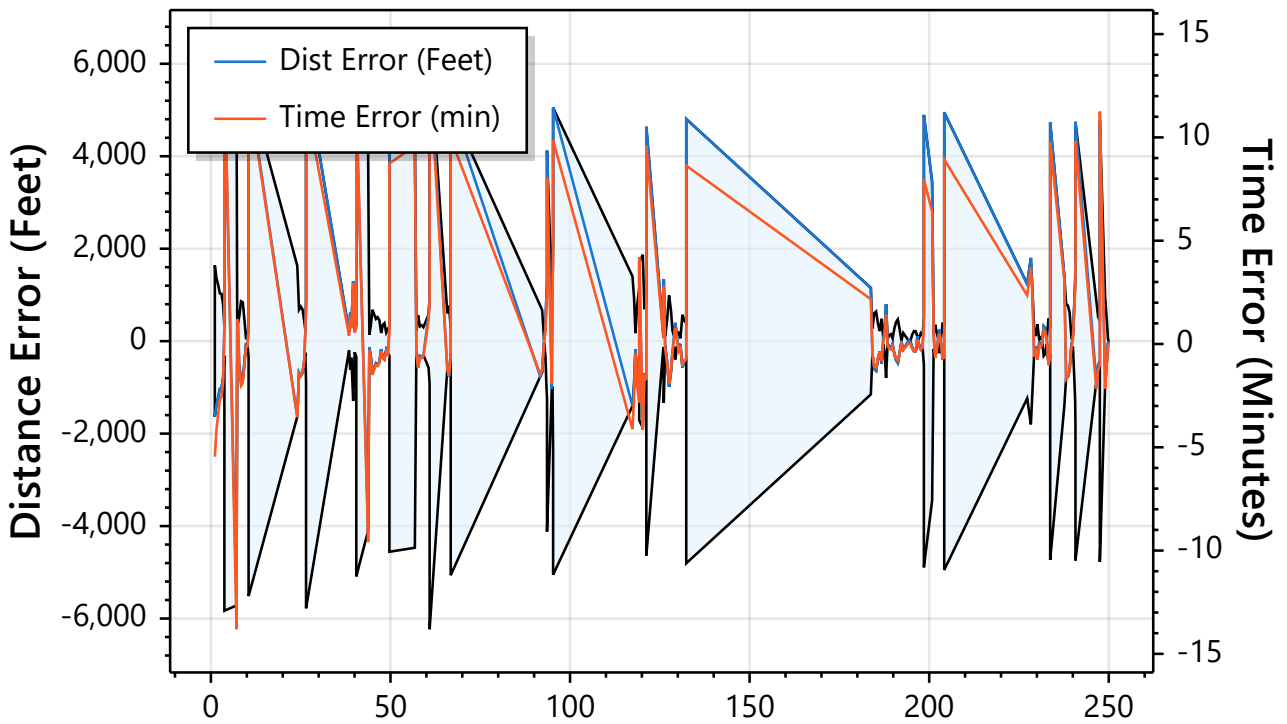
Rest Location	mi	Rest Time	% Total
Enroute Stop @ 3.8	3.8	00:25	0.6%
Enroute Stop @ 10.5	10.5	02:31	3.3%
Enroute Stop @ 26.5	26.5	02:04	2.7%
Lexington	40.5	00:26	0.6%
Enroute Stop @ 49.7	49.7	01:16	1.7%
Waverly	60.2	03:01	4.0%
Enroute Stop @ 66.8	66.8	13:36	17.9%
Glasgow	95.3	07:33	9.9%
Enroute Stop @ 121.2	121.2	00:48	1.1%
Enroute Stop @ 132.4	132.4	19:11	25.2%
Hermann	193.7	01:17	1.7%
Enroute Stop @ 198.5	198.5	00:21	0.5%
Enroute Stop @ 204.2	204.2	09:15	12.2%
Enroute Stop @ 233.7	233.7	00:40	0.9%
Enroute Stop @ 240.7	240.7	01:11	1.6%

Detailed Checkpoint Summary

Checkpoint	In/Out	Elapsed	Dist(mi)	Split(mi)	Leg Time	Stay
Kaw Point	---	00:00:00	0.0	0.0	00:00:00	---
Lexington	07/24 14:00 14:26	07:00:00	0.0	0.0	07:00:00	00:26
Waverly	07/24 17:43 20:44	10:43:00	0.0	0.0	03:16:09	03:01
Glasgow	07/25 12:31 20:04	29:31:00	0.0	0.0	15:46:22	07:33
Jeff City	07/26 10:44 ---	51:44:00	0.0	0.0	14:39:15	---
Hermann	07/26 19:28 20:45	60:28:00	0.0	0.0	08:44:00	01:17
Klondike	07/27 06:33 ---	71:33:00	0.0	0.0	09:47:41	---
St. Charles	07/27 11:01 ---	76:01:00	0.0	0.0	04:28:00	---

RaceOwl Estimation Performance

Variance between predicted position and actual progress.



Tracking Performance

Metric	Min	Max	Avg	Median	Std Dev
Update Interval (Min)	1.28	1054.47	8.00	4.25	49.63
Time Error (Min)	-13.81	14.08	1.17	-0.12	3.94
Distance Error (Feet)	-5718.28	6231.67	589.80	-60.95	1840.65