

# 2018 MR340

## Performance Summary Report

Start: Tuesday, July 24, 2018 12:00 AM

Zone: Central Standard Time

### Team: #0063 - Brad Sjostrom (Men's Solo)

#### Overall Standings

1	3433 - River Fitness	FINISH	33:01:00
2	1300 - Joe Mann	FINISH	36:39:00
3	0963 - Risky Business	FINISH	37:51:00
4	1318 - Robyn Benincasa	FINISH	38:41:00
5	0019 - Geoff Waters	FINISH	39:39:00
6	0117 - Mark Holloway	FINISH	40:20:00
7	2186 - Benjamin Boucher	FINISH	41:34:00
7	6975 - Doug Robinett	FINISH	41:34:00
9	2008 - PaddleHawks	FINISH	41:51:00
10	1010 - Married With Children	FINISH	41:55:00
<b>470</b>	<b>0063 - Brad Sjostrom</b>	<b>DNF</b>	<b>17:45:00</b>

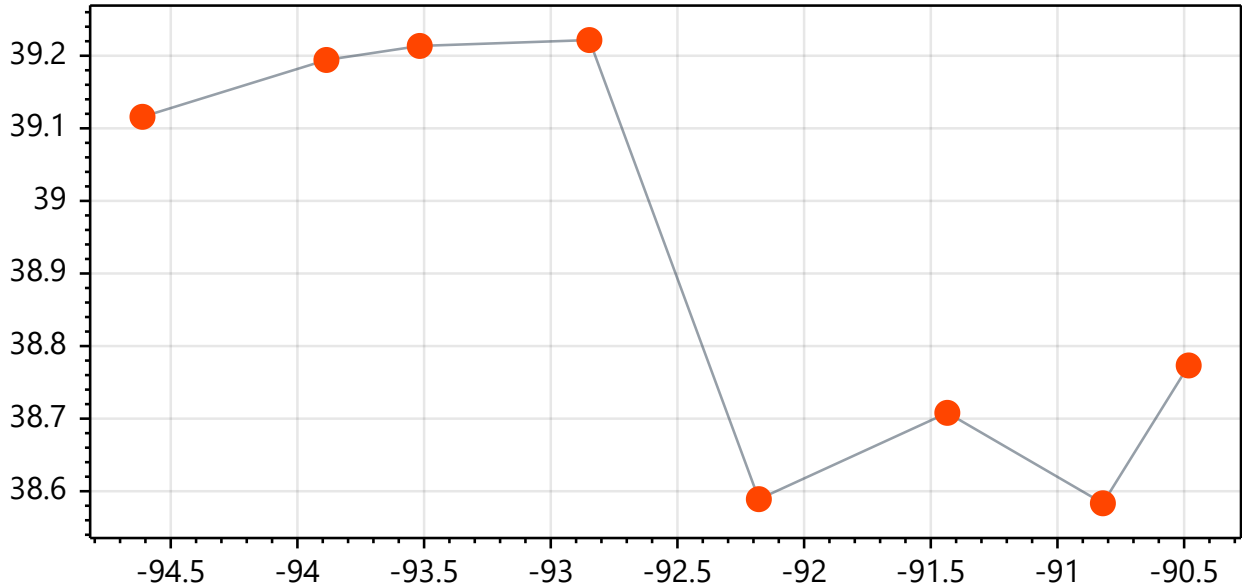
#### Division Standings: Men's Solo

1	1300 - Joe Mann	FINISH	36:39:00
2	0019 - Geoff Waters	FINISH	39:39:00
3	0117 - Mark Holloway	FINISH	40:20:00
4	2186 - Benjamin Boucher	FINISH	41:34:00
4	6975 - Doug Robinett	FINISH	41:34:00
6	0042 - Chris Luedke	FINISH	42:21:00
6	0012 - Chad Breshears	FINISH	42:21:00
8	3620 - Dustin LeCave	FINISH	42:32:00
9	3737 - Rusty Coons	FINISH	43:43:00
10	0312 - J.W. Lile	FINISH	44:01:00
<b>223</b>	<b>0063 - Brad Sjostrom</b>	<b>DNF</b>	<b>17:45:00</b>

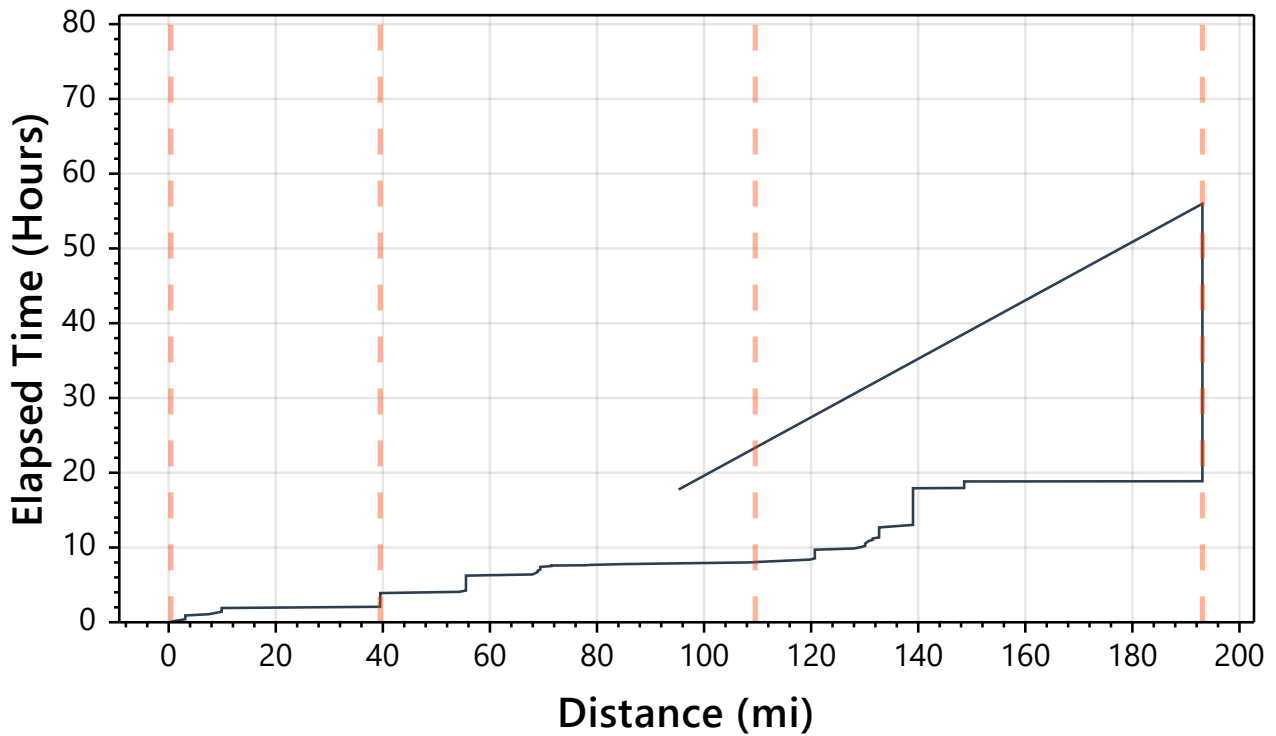
# 2018 MR340

## Performance Summary Report

### Race Course Map

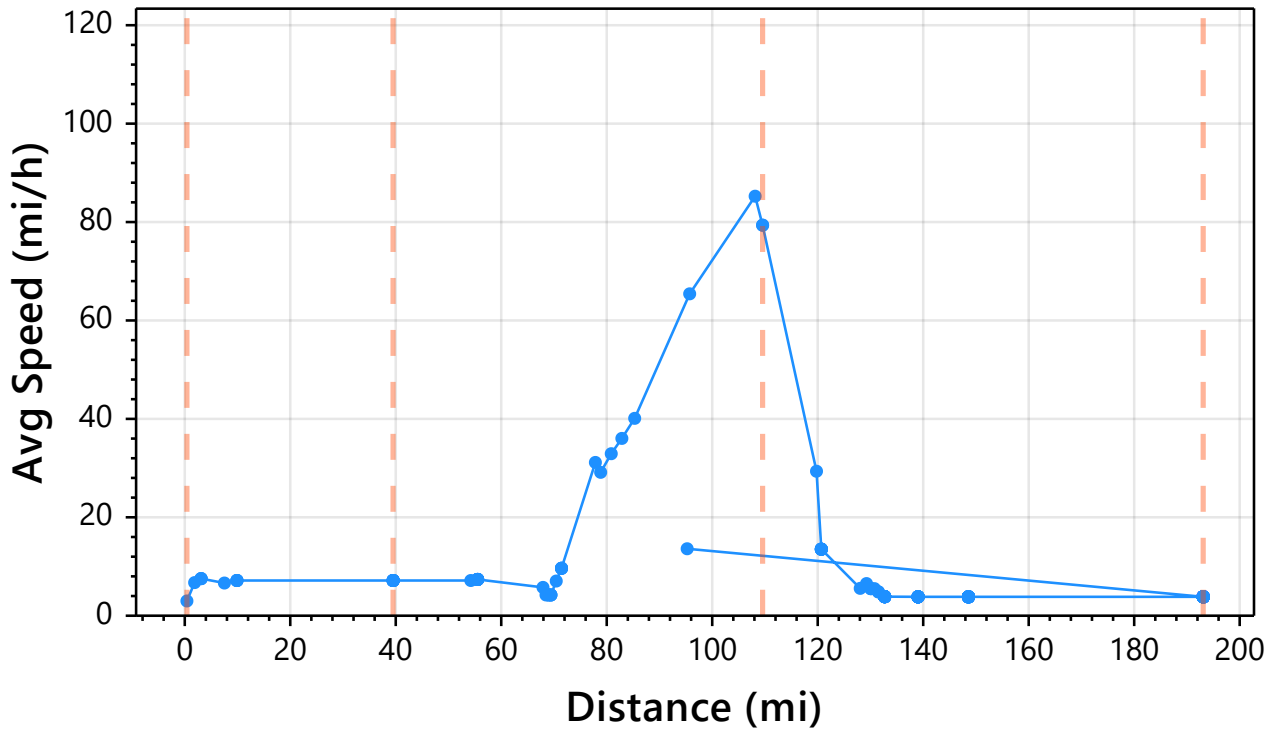


### Race Progress



## Segment Average Speeds

### Speed Profile



# 2018 MR340

Performance Summary Report



## Racing vs. Rest Distribution

### Detailed Checkpoint Summary

Checkpoint	In/Out	Elapsed	Dist(mi)	Split(mi)	Leg Time	Stay
Kaw Point	--- 07:00	00:00:00	0.0	0.0	00:00:00	---
Lexington	07/24 13:41 13:49	06:41:00	0.0	0.0	06:41:00	00:08:00
Waverly	07/24 17:21 17:45	10:21:00	0.0	0.0	03:32:00	00:24:00
Glasgow	07/25 00:45 ---	17:45:00	0.0	0.0	07:00:00	---