

2018 MR340

Chaos and Mayhem



Start: Tuesday, July 24, 2018 12:00 AM

Zone: Central Standard Time

Team: #0530 - Chaos and Mayhem (Mixed Tandem)

Overall Standings

1	3433 - River Fitness	FINISH	33:01:00
2	1300 - Joe Mann	FINISH	36:39:00
3	0963 - Risky Business	FINISH	37:51:00
4	1318 - Robyn Benincasa	FINISH	38:41:00
5	0019 - Geoff Waters	FINISH	39:39:00
6	0117 - Mark Holloway	FINISH	40:20:00
7	2186 - Benjamin Boucher	FINISH	41:34:00
7	6975 - Doug Robinett	FINISH	41:34:00
9	2008 - PaddleHawks	FINISH	41:51:00
10	1010 - Married With Children	FINISH	41:55:00
114	0530 - Chaos and Mayhem	FINISH	57:28:00

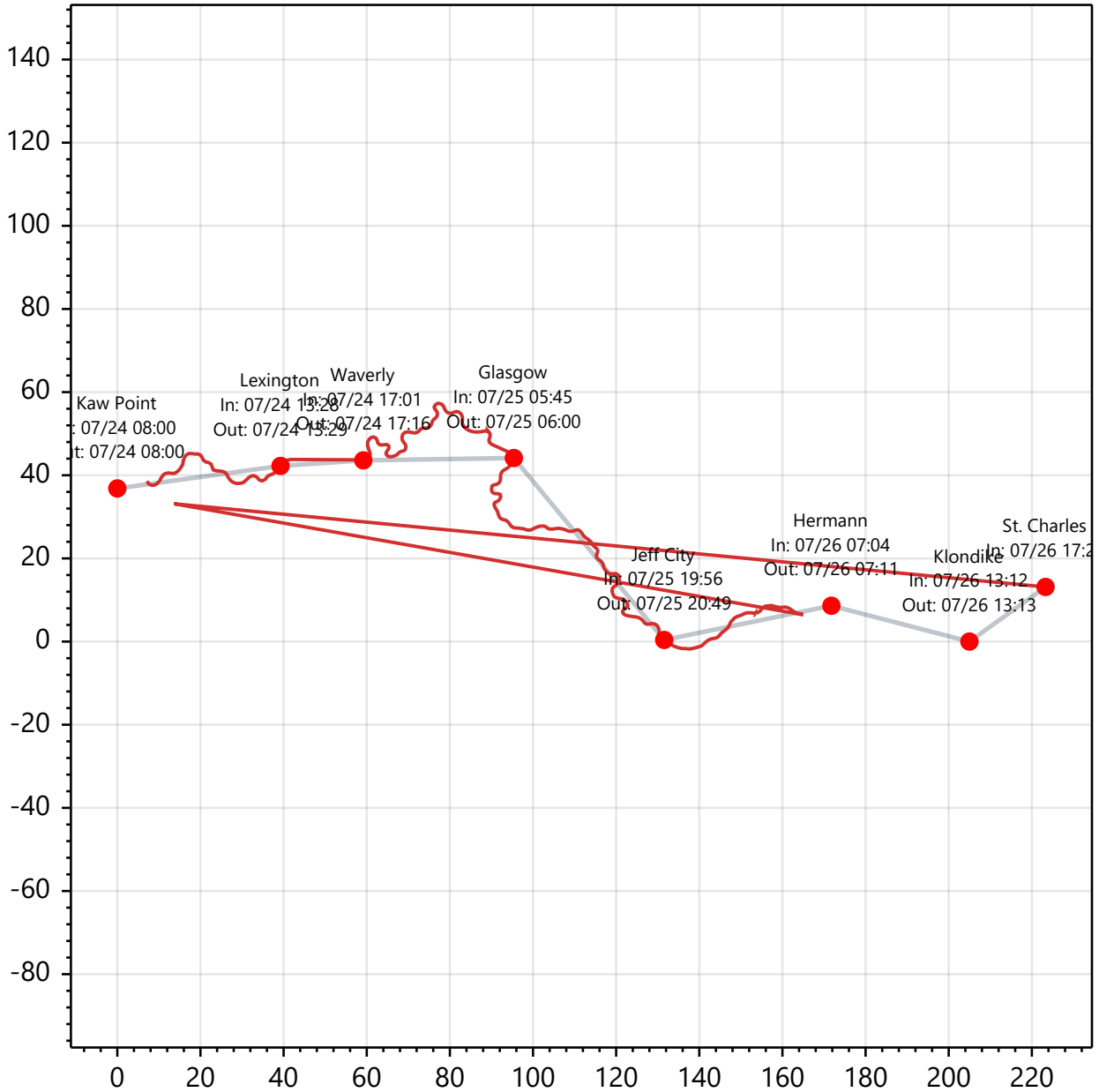
Division Standings: Mixed Tandem

1	1010 - Married With Children	FINISH	41:55:00
2	3256 - Team Redfern	FINISH	43:18:00
3	1441 - Dynamic Dad Daughter Duo	FINISH	50:51:00
4	1313 - Beauty and the Beast	FINISH	52:48:00
5	1986 - One More Time	FINISH	54:53:00
6	1108 - MAC Attack	FINISH	55:04:00
7	0812 - My Other Boat is a TARDIS	FINISH	55:21:00
8	0530 - Chaos and Mayhem	FINISH	57:28:00
9	4620 - YuKee Water	FINISH	57:37:00
10	8484 - The Accountant and I	FINISH	57:42:00

2018 MR340

Chaos and Mayhem

Route Summary

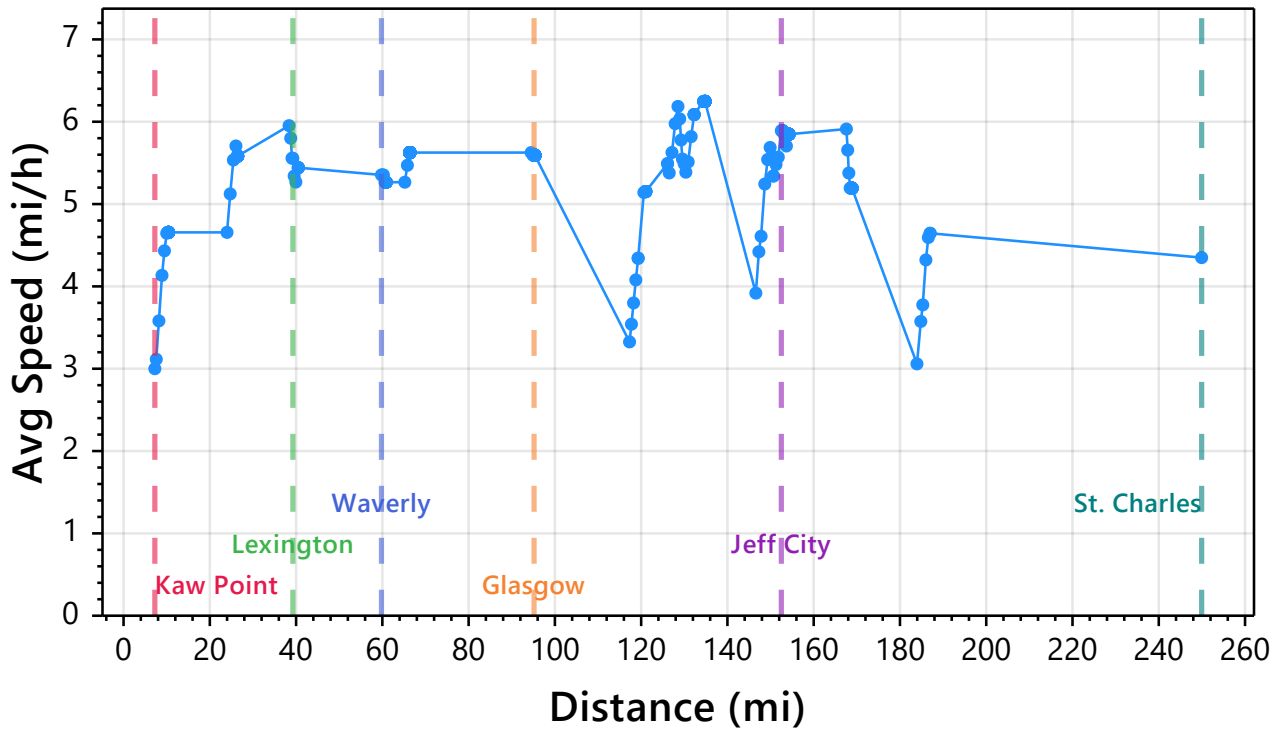


2018 MR340

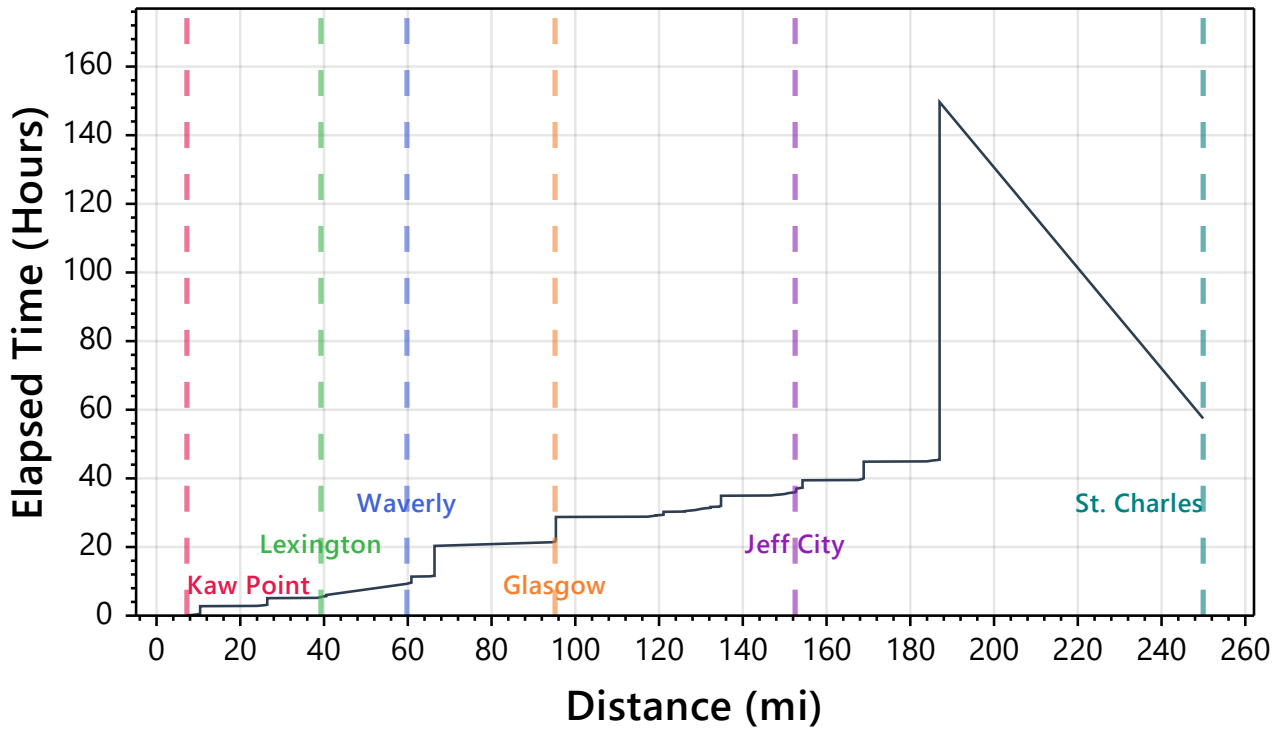
Chaos and Mayhem

Segment Average Speeds


Speed Profile



Race Progress



Racing vs. Rest Distribution



Rest Location	mi	Rest Time	% Total
Enroute Stop @ 10.4	10.4	02:15	3.9%
Enroute Stop @ 26.4	26.4	01:55	3.3%
Lexington	40.5	00:20	0.6%
Waverly	60.9	01:45	3.1%
Enroute Stop @ 66.4	66.4	08:42	15.1%
Glasgow	95.2	07:10	12.5%
Enroute Stop @ 121.1	121.1	00:50	1.5%
Enroute Stop @ 132.3	132.3	00:15	0.4%
Enroute Stop @ 134.8	134.8	02:55	5.1%
Jeff City	152.7	01:00	1.7%
Enroute Stop @ 154.3	154.3	02:10	3.8%
Enroute Stop @ 168.9	168.9	04:50	8.4%
Enroute Stop @ 187.0	187.0	104:12	181.3%

2018 MR340

Chaos and Mayhem

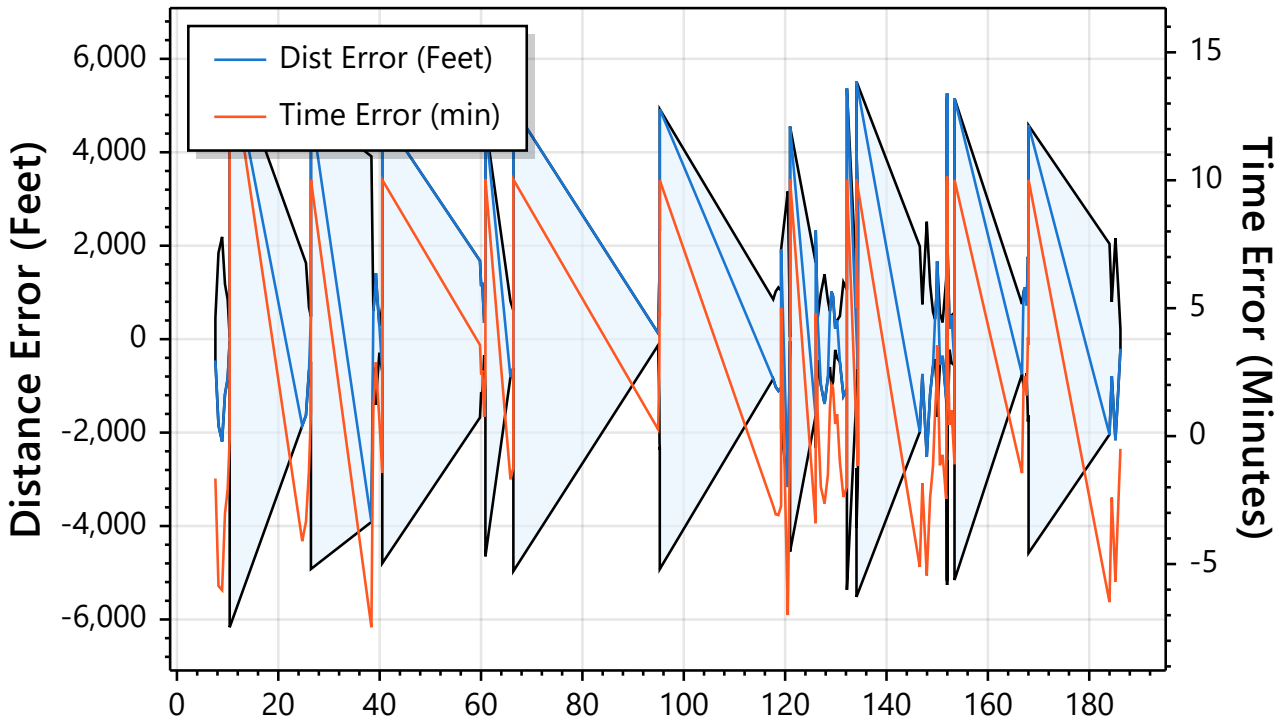


Detailed Checkpoint Summary

Checkpoint	In/Out	Elapsed	Dist(mi)	Split(mi)	Leg Time	Stay
Kaw Point	---	00:00:00	0.0	0.0	00:00:00	---
Lexington	07/24 13:28 13:48	05:28:00	0.0	0.0	05:28:00	00:20
Waverly	07/24 17:01 18:46	09:01:00	0.0	0.0	03:12:58	01:45
Glasgow	07/25 05:45 12:55	21:45:00	0.0	0.0	10:58:41	07:10
Jeff City	07/25 19:56 20:56	35:56:00	0.0	0.0	07:00:07	01:00
Hermann	07/26 07:04 ---	47:04:00	0.0	0.0	10:07:51	---
Klondike	07/26 13:12 ---	53:12:00	0.0	0.0	06:08:00	---
St. Charles	07/26 17:28 ---	57:28:00	0.0	0.0	04:16:00	---

RaceOwl Estimation Performance

Variance between predicted position and actual progress.



Tracking Performance

Metric	Min	Max	Avg	Median	Std Dev
Update Interval (Min)	1.13	6252.47	20.18	5.02	295.97
Time Error (Min)	-7.47	15.05	1.94	1.87	4.58
Distance Error (Feet)	-3913.11	6166.44	1007.70	914.70	2146.82