

2018 MR340

Paddle of the Sexes



Start: Tuesday, July 24, 2018 12:00 AM

Zone: Central Standard Time

Team: #8483 - Paddle of the Sexes (Mixed Tandem)

Overall Standings

1	3433 - River Fitness	FINISH	33:01:00
2	1300 - Joe Mann	FINISH	36:39:00
3	0963 - Risky Business	FINISH	37:51:00
4	1318 - Robyn Benincasa	FINISH	38:41:00
5	0019 - Geoff Waters	FINISH	39:39:00
6	0117 - Mark Holloway	FINISH	40:20:00
7	2186 - Benjamin Boucher	FINISH	41:34:00
7	6975 - Doug Robinett	FINISH	41:34:00
9	2008 - PaddleHawks	FINISH	41:51:00
10	1010 - Married With Children	FINISH	41:55:00
216	8483 - Paddle of the Sexes	FINISH	64:18:00

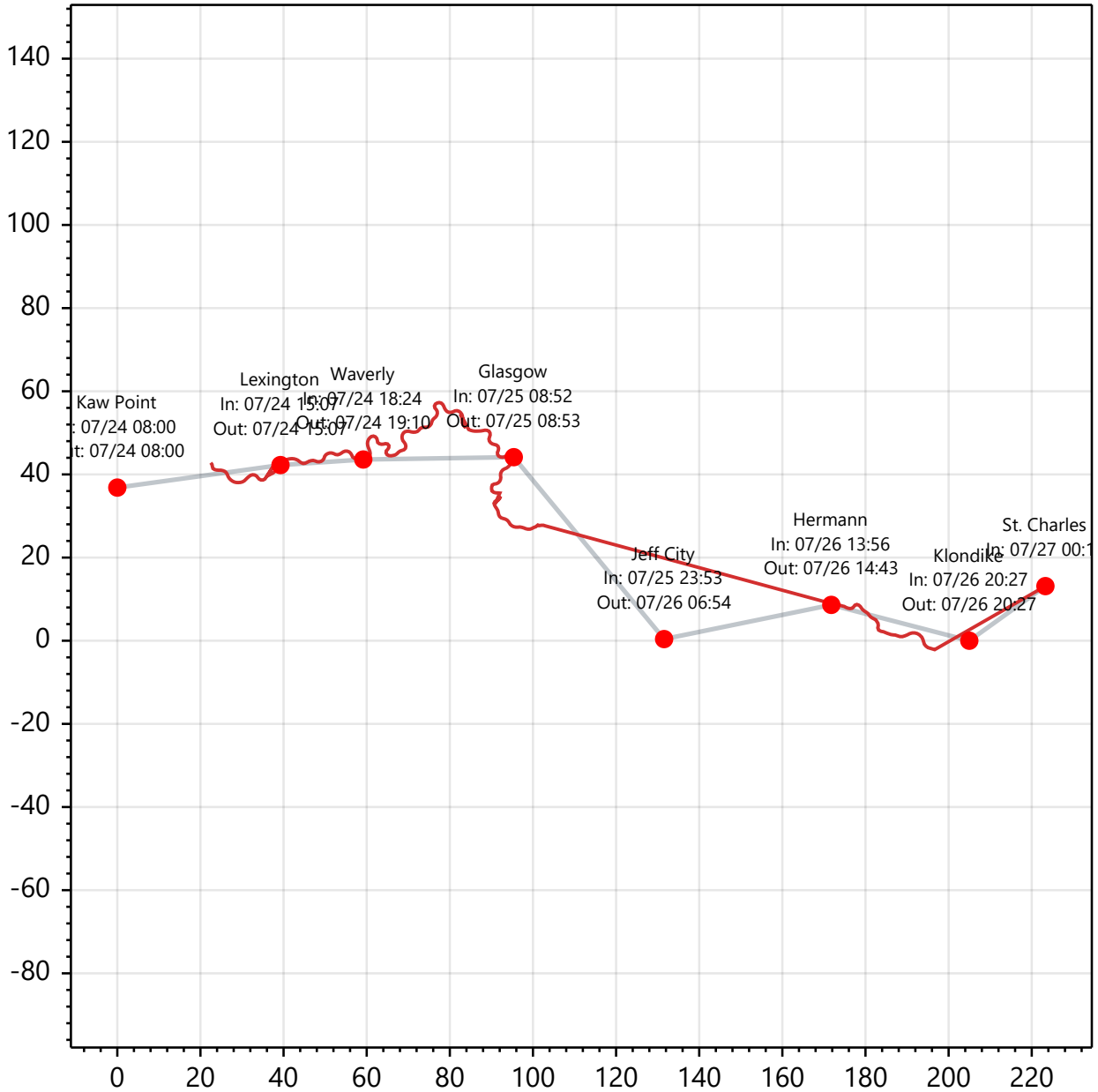
Division Standings: Mixed Tandem

1	1010 - Married With Children	FINISH	41:55:00
2	3256 - Team Redfern	FINISH	43:18:00
3	1441 - Dynamic Dad Daughter Duo	FINISH	50:51:00
4	1313 - Beauty and the Beast	FINISH	52:48:00
5	1986 - One More Time	FINISH	54:53:00
6	1108 - MAC Attack	FINISH	55:04:00
7	0812 - My Other Boat is a TARDIS	FINISH	55:21:00
8	0530 - Chaos and Mayhem	FINISH	57:28:00
9	4620 - YuKee Water	FINISH	57:37:00
10	8484 - The Accountant and I	FINISH	57:42:00
16	8483 - Paddle of the Sexes	FINISH	64:18:00

2018 MR340

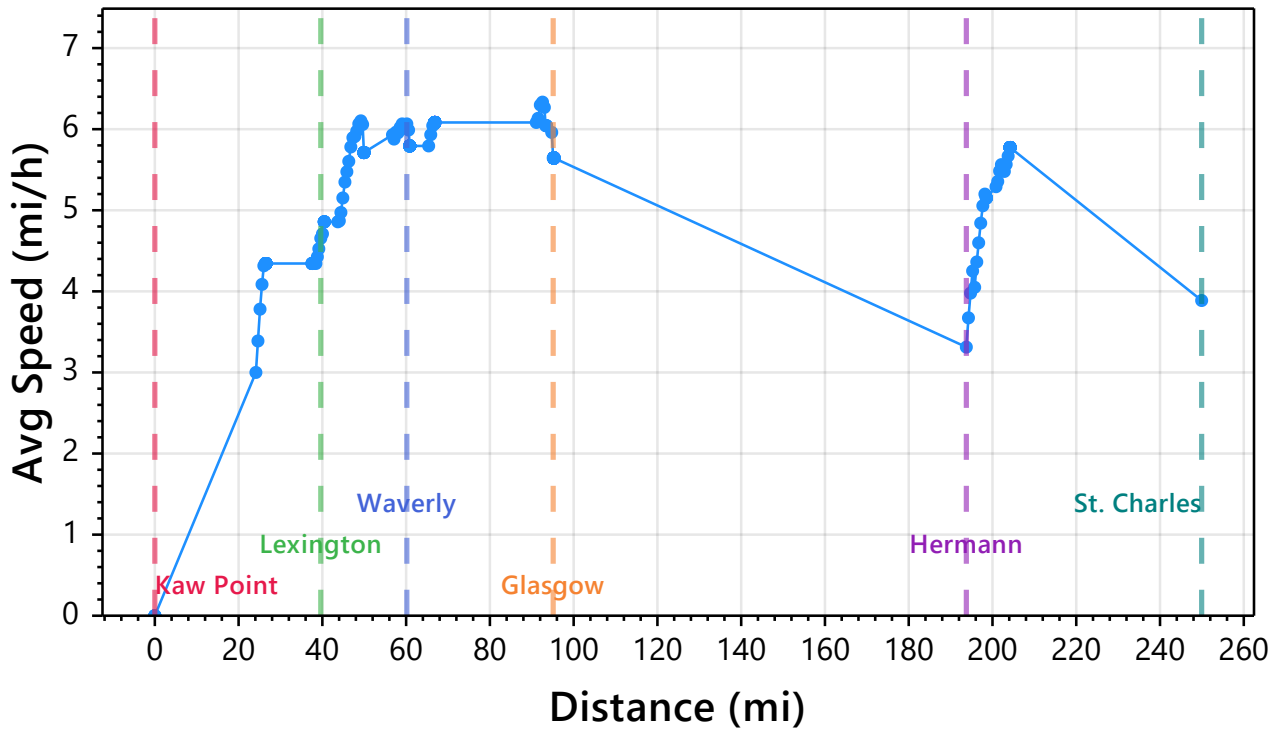
Paddle of the Sexes

Route Summary



Segment Average Speeds

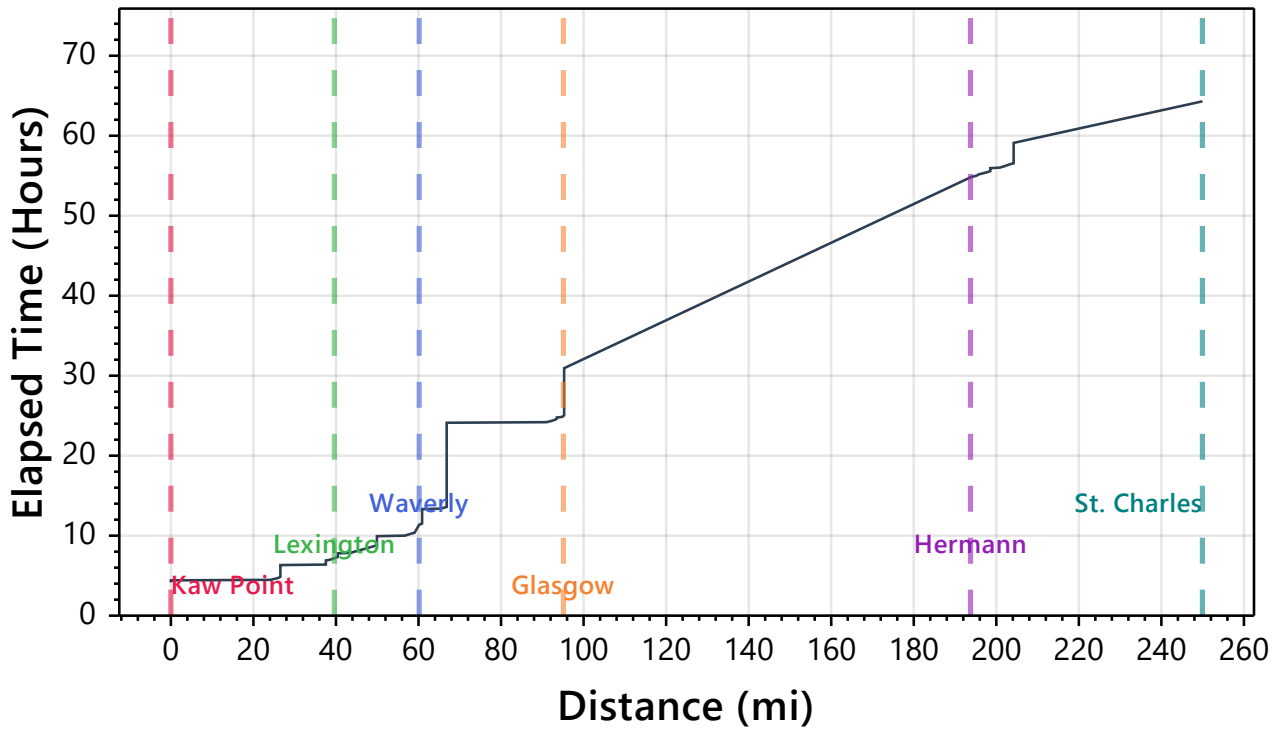
Speed Profile



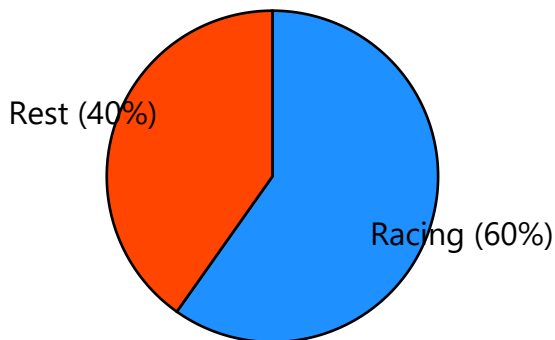
2018 MR340

Paddle of the Sexes

Race Progress



Racing vs. Rest Distribution



Rest Location	mi	Rest Time	% Total
Kaw Point	0.0	00:15	0.4%
Enroute Stop @ 26.5	26.5	01:27	2.3%
Lexington	37.6	00:58	1.5%
Enroute Stop @ 49.9	49.9	01:04	1.7%
Waverly	60.2	02:47	4.3%
Enroute Stop @ 66.8	66.8	10:31	16.4%
Glasgow	95.3	05:51	9.1%
Enroute Stop @ 198.5	198.5	00:21	0.6%
Enroute Stop @ 204.2	204.2	02:32	4.0%

2018 MR340

Paddle of the Sexes

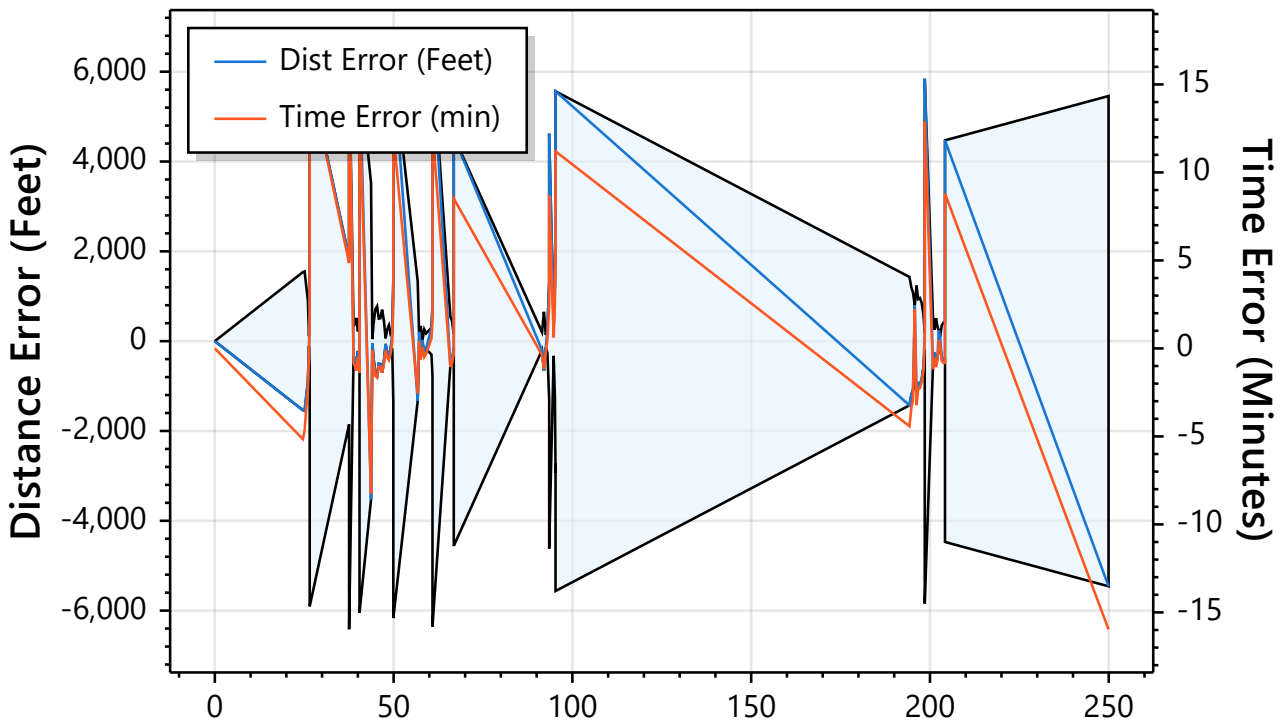


Detailed Checkpoint Summary

Checkpoint	In/Out	Elapsed	Dist(mi)	Split(mi)	Leg Time	Stay
Kaw Point	--- 08:15	00:00:00	0.0	0.0	00:00:00	00:15
Lexington	07/24 15:07 16:05	07:07:00	0.0	0.0	06:51:42	00:58
Waverly	07/24 18:24 21:11	10:24:00	0.0	0.0	02:18:25	02:47
Glasgow	07/25 08:52 14:43	24:52:00	0.0	0.0	11:40:42	05:51
Jeff City	07/25 23:53 ---	39:53:00	0.0	0.0	09:09:13	---
Hermann	07/26 13:56 ---	53:56:00	0.0	0.0	14:03:00	---
Klondike	07/26 20:27 ---	60:27:00	0.0	0.0	06:31:00	---
St. Charles	07/27 00:18 ---	64:18:00	0.0	0.0	03:51:00	---

RaceOwl Estimation Performance

Variance between predicted position and actual progress.



Tracking Performance

Metric	Min	Max	Avg	Median	Std Dev
Update Interval (Min)	2.38	1431.82	10.80	4.27	81.00
Time Error (Min)	-15.96	16.78	1.69	-0.11	5.26
Distance Error (Feet)	-5458.71	6415.07	822.31	-53.98	2273.16