

2018 MR340

Performance Summary Report

Start: Tuesday, July 24, 2018 12:00 AM

Zone: Central Standard Time

Team: #6000 - Tandemonium (Team (3-4 per boat))

Overall Standings

1	3433 - River Fitness	FINISH	33:01:00
2	1300 - Joe Mann	FINISH	36:39:00
3	0963 - Risky Business	FINISH	37:51:00
4	1318 - Robyn Benincasa	FINISH	38:41:00
5	0019 - Geoff Waters	FINISH	39:39:00
6	0117 - Mark Holloway	FINISH	40:20:00
7	2186 - Benjamin Boucher	FINISH	41:34:00
7	6975 - Doug Robinett	FINISH	41:34:00
9	2008 - PaddleHawks	FINISH	41:51:00
10	1010 - Married With Children	FINISH	41:55:00
519	6000 - Tandemonium	DNF	27:43:00

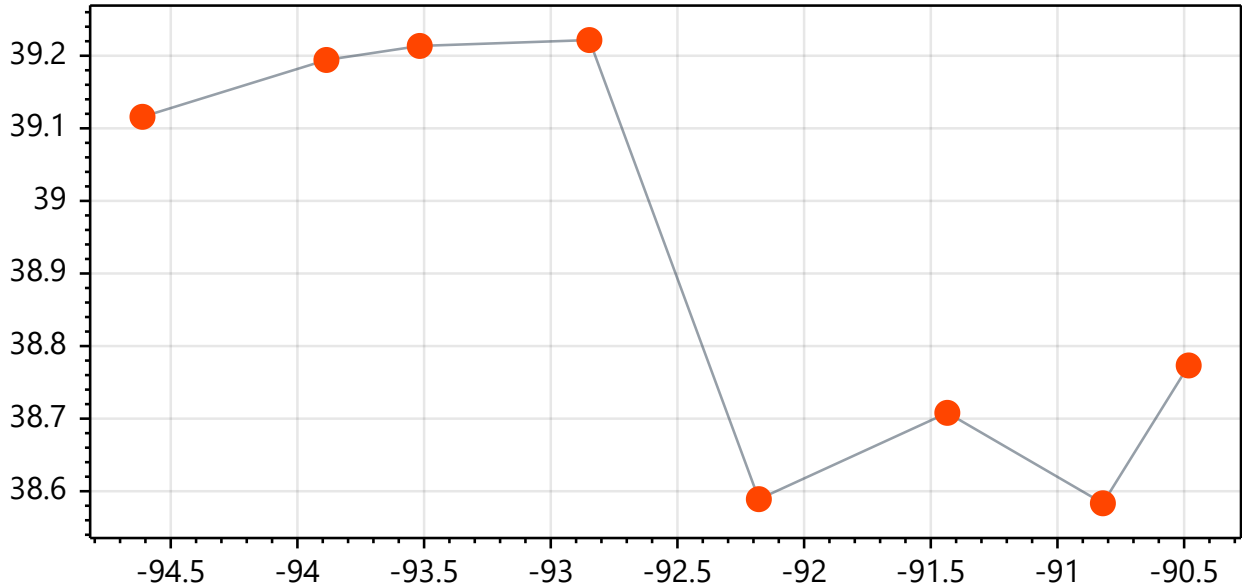
Division Standings: Team (3-4 per boat)

1	0963 - Risky Business	FINISH	37:51:00
2	4365 - Lead Sled	FINISH	48:35:00
3	1492 - Team Taco	FINISH	49:54:00
4	4550 - The MO the Merrier	FINISH	52:53:00
5	5333 - River Sisters Three	FINISH	53:13:00
6	3764 - 3 P's in a Pod	FINISH	53:28:00
7	0343 - #Floattrip2018	FINISH	57:03:00
8	7777 - Knotty Buoys	FINISH	57:39:00
9	1954 - Simmons and Sons	FINISH	57:45:00
10	7700 - Dilly Dilly Boyz	FINISH	58:52:00
22	6000 - Tandemonium	DNF	27:43:00

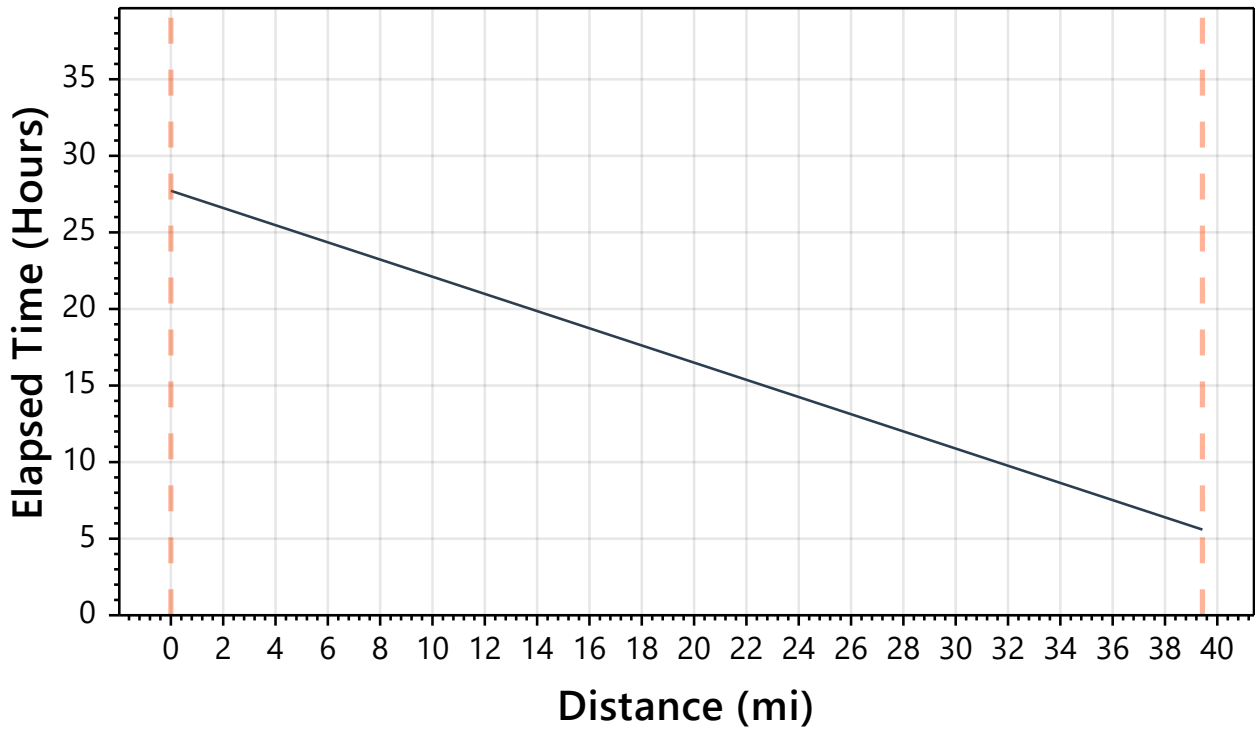
2018 MR340

Performance Summary Report

Race Course Map

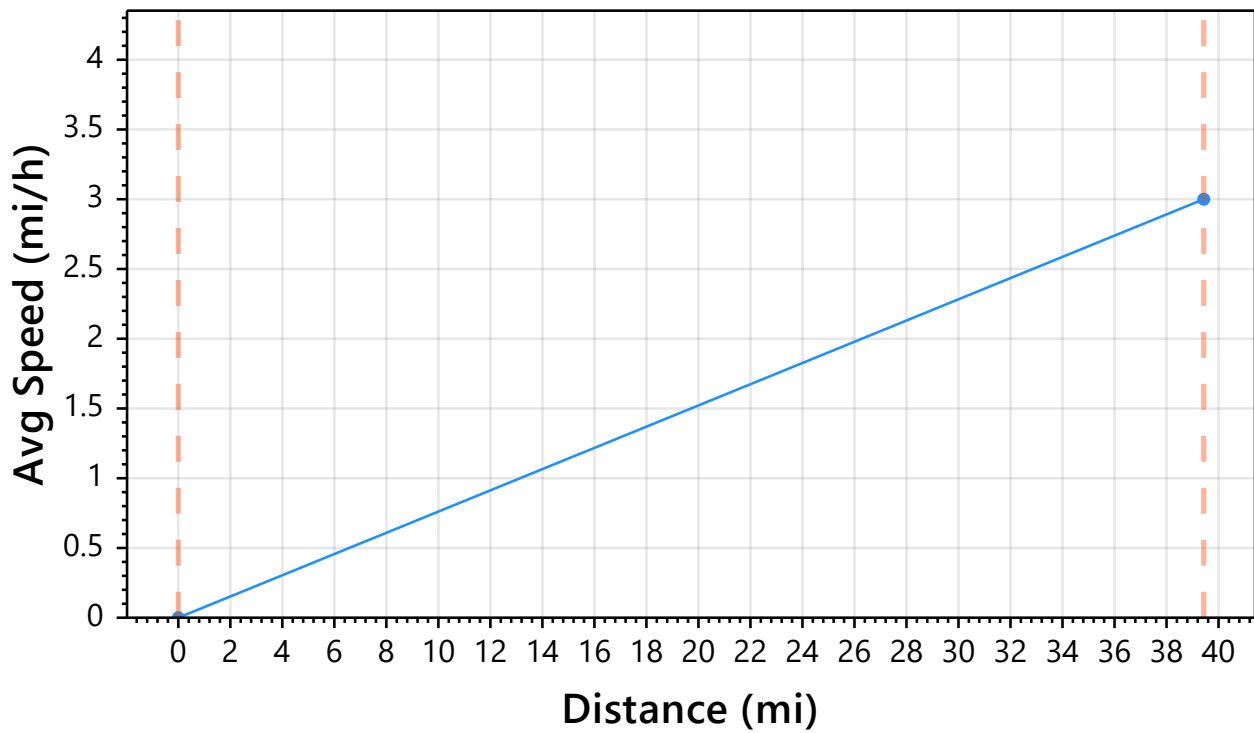


Race Progress



Segment Average Speeds

Speed Profile



2018 MR340

Performance Summary Report



Racing vs. Rest Distribution

Detailed Checkpoint Summary

Checkpoint	In/Out	Elapsed	Dist(mi)	Split(mi)	Leg Time	Stay
Kaw Point	--- 08:00	00:00:00	0.0	0.0	00:00:00	---
Lexington	07/24 13:32 13:32	05:32:00	0.0	0.0	05:32:00	---
Waverly	07/24 15:50 15:53	07:50:00	0.0	0.0	02:18:00	00:03:00
Glasgow	07/24 23:30 23:35	15:30:00	0.0	0.0	07:37:00	00:05:00
Jeff City	07/25 10:45 10:45	26:45:00	0.0	0.0	11:10:00	---
Hermann	07/25 11:43 ---	27:43:00	0.0	0.0	00:58:00	---