

2018 MR340

Performance Summary Report

Start: Tuesday, July 24, 2018 12:00 AM

Zone: Central Standard Time

Team: #1354 - Susan Jordan (Women's Solo)

Overall Standings

1	3433 - River Fitness	FINISH	33:01:00
2	1300 - Joe Mann	FINISH	36:39:00
3	0963 - Risky Business	FINISH	37:51:00
4	1318 - Robyn Benincasa	FINISH	38:41:00
5	0019 - Geoff Waters	FINISH	39:39:00
6	0117 - Mark Holloway	FINISH	40:20:00
7	2186 - Benjamin Boucher	FINISH	41:34:00
7	6975 - Doug Robinett	FINISH	41:34:00
9	2008 - PaddleHawks	FINISH	41:51:00
10	1010 - Married With Children	FINISH	41:55:00
26	1354 - Susan Jordan	FINISH	46:14:00

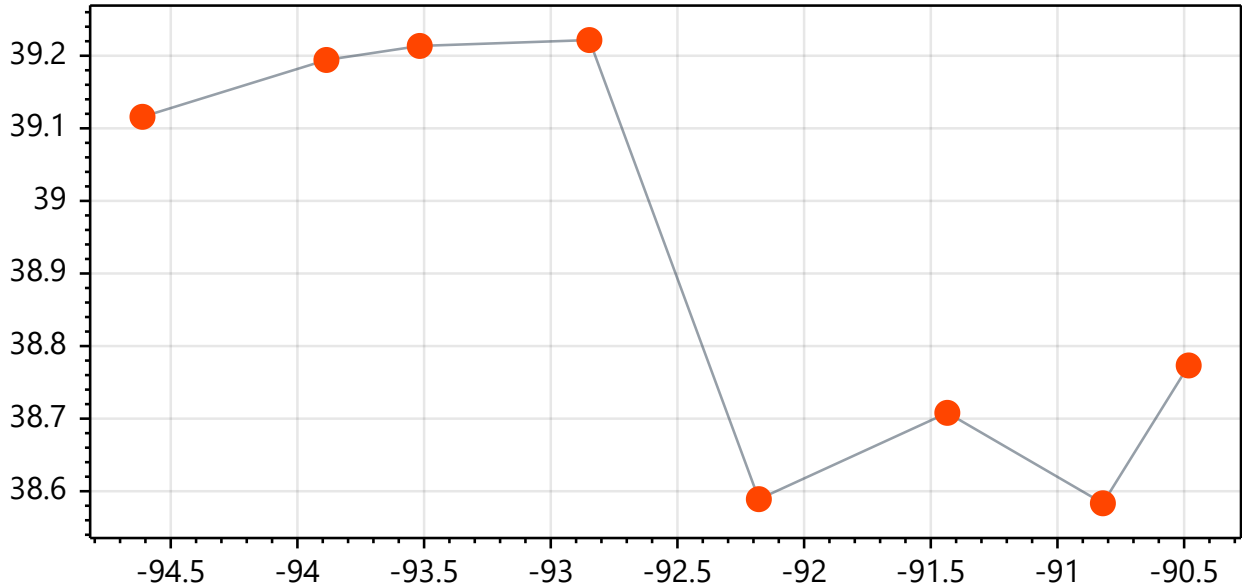
Division Standings: Women's Solo

1	1318 - Robyn Benincasa	FINISH	38:41:00
2	1354 - Susan Jordan	FINISH	46:14:00
3	2919 - Emily McNeill	FINISH	47:25:00
4	4887 - Candi Hill	FINISH	50:35:00
5	1029 - Jennifer Fratzke	FINISH	50:59:00
6	4949 - Samantha Loepker	FINISH	54:03:00
7	5050 - Stacey Rasco	FINISH	58:58:00
8	4396 - Tonya Hanson	FINISH	61:00:00
9	7598 - Ryan Gillikin	FINISH	62:18:00
10	2510 - Sara Robeson	FINISH	62:29:00

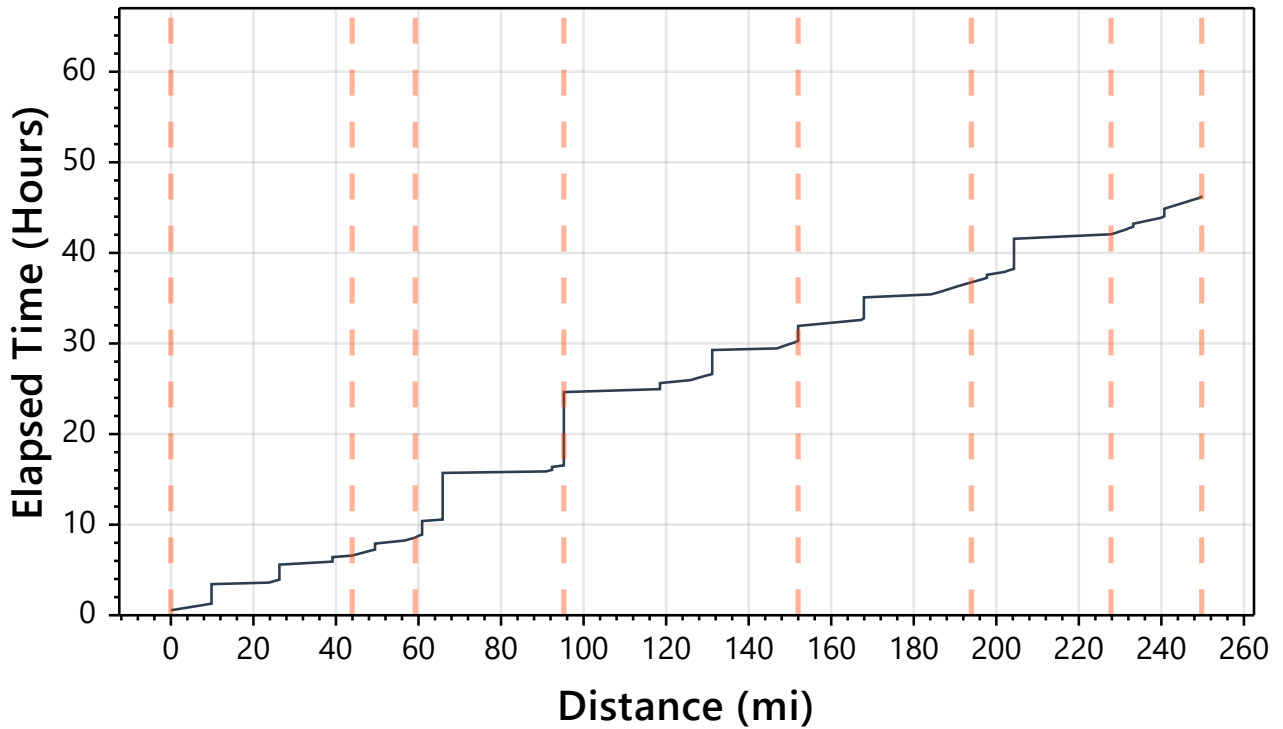
2018 MR340

Performance Summary Report

Race Course Map



Race Progress

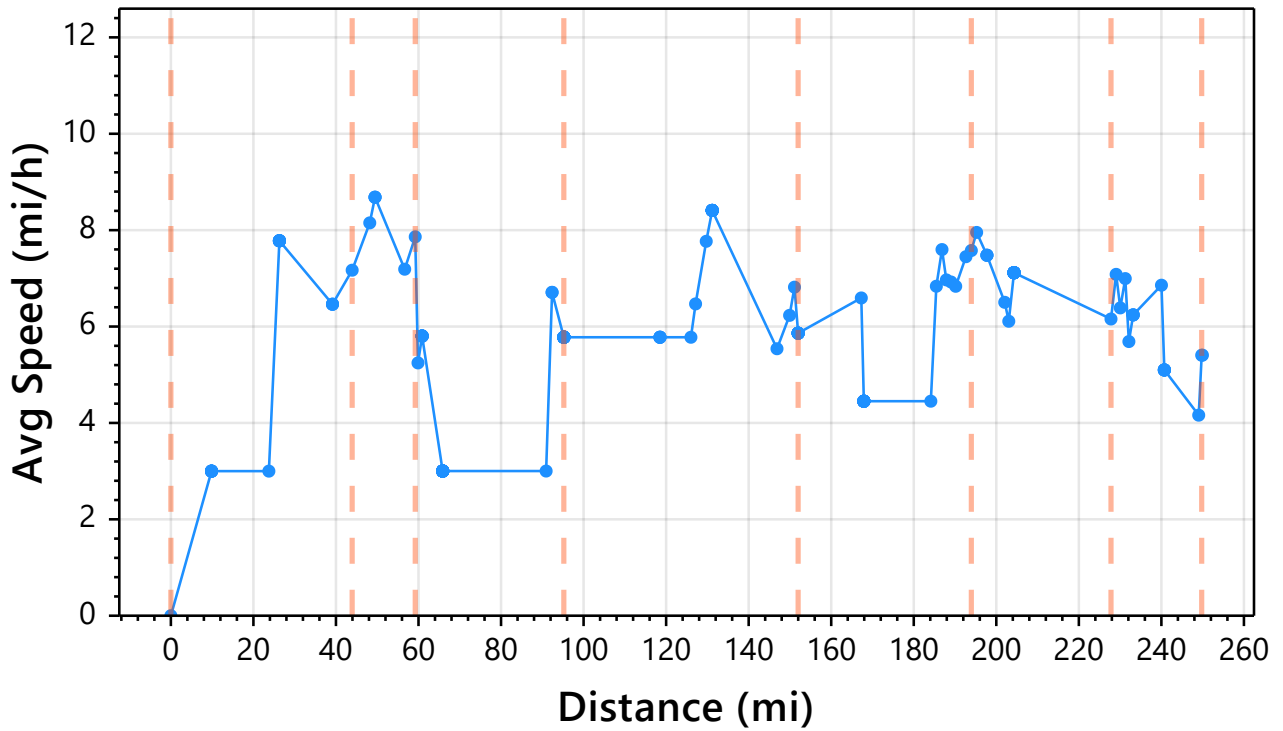


2018 MR340

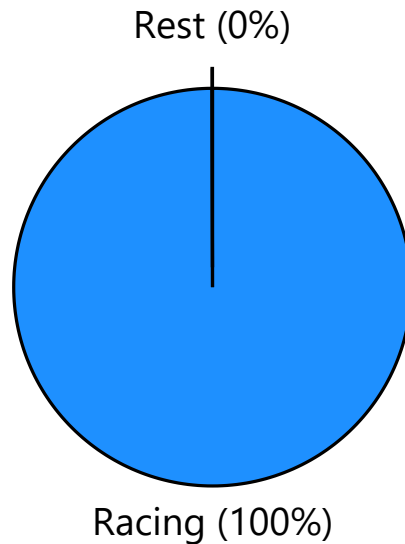
Performance Summary Report

Segment Average Speeds

Speed Profile



Racing vs. Rest Distribution



Detailed Checkpoint Summary

Checkpoint	In/Out	Elapsed	Dist(mi)	Split(mi)	Leg Time	Stay
Kaw Point	--- 07:00	00:00:00	0.0	0.0	00:00:00	---
Lexington	07/24 12:57 12:57	05:57:00	0.0	0.0	05:57:00	---
Waverly	07/24 15:51 15:51	08:51:00	0.0	0.0	02:54:00	---
Glasgow	07/24 23:51 23:51	16:51:00	0.0	0.0	08:00:00	---
Jeff City	07/25 13:19 13:19	30:19:00	0.0	0.0	13:28:00	---
Hermann	07/25 19:36 19:36	36:36:00	0.0	0.0	06:17:00	---
Klondike	07/26 01:00 01:01	42:00:00	0.0	0.0	05:24:00	00:01:00
St. Charles	07/26 05:14 ---	46:14:00	0.0	0.0	04:13:00	---