

2018 MR340

Performance Summary Report

Start: Tuesday, July 24, 2018 12:00 AM

Zone: Central Standard Time

Team: #1709 - Claire Jackson (Women's Solo)

Overall Standings

1	3433 - River Fitness	FINISH	33:01:00
2	1300 - Joe Mann	FINISH	36:39:00
3	0963 - Risky Business	FINISH	37:51:00
4	1318 - Robyn Benincasa	FINISH	38:41:00
5	0019 - Geoff Waters	FINISH	39:39:00
6	0117 - Mark Holloway	FINISH	40:20:00
7	2186 - Benjamin Boucher	FINISH	41:34:00
7	6975 - Doug Robinett	FINISH	41:34:00
9	2008 - PaddleHawks	FINISH	41:51:00
10	1010 - Married With Children	FINISH	41:55:00
294	1709 - Claire Jackson	FINISH	76:51:00

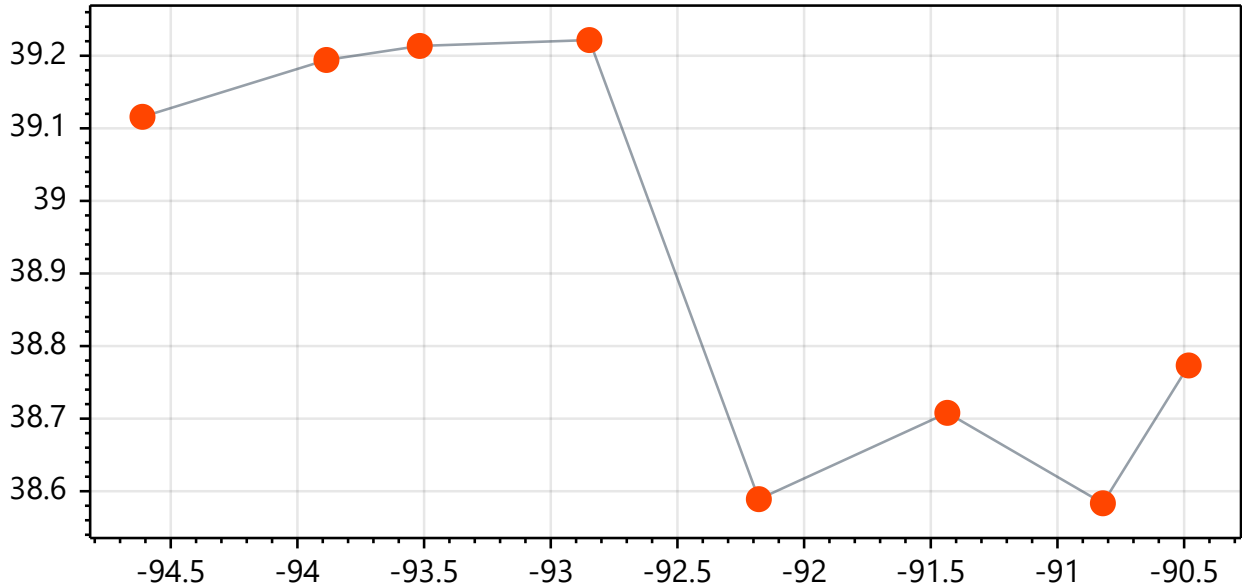
Division Standings: Women's Solo

1	1318 - Robyn Benincasa	FINISH	38:41:00
2	1354 - Susan Jordan	FINISH	46:14:00
3	2919 - Emily McNeill	FINISH	47:25:00
4	4887 - Candi Hill	FINISH	50:35:00
5	1029 - Jennifer Fratzke	FINISH	50:59:00
6	4949 - Samantha Loepker	FINISH	54:03:00
7	5050 - Stacey Rasco	FINISH	58:58:00
8	4396 - Tonya Hanson	FINISH	61:00:00
9	7598 - Ryan Gillikin	FINISH	62:18:00
10	2510 - Sara Robeson	FINISH	62:29:00
24	1709 - Claire Jackson	FINISH	76:51:00

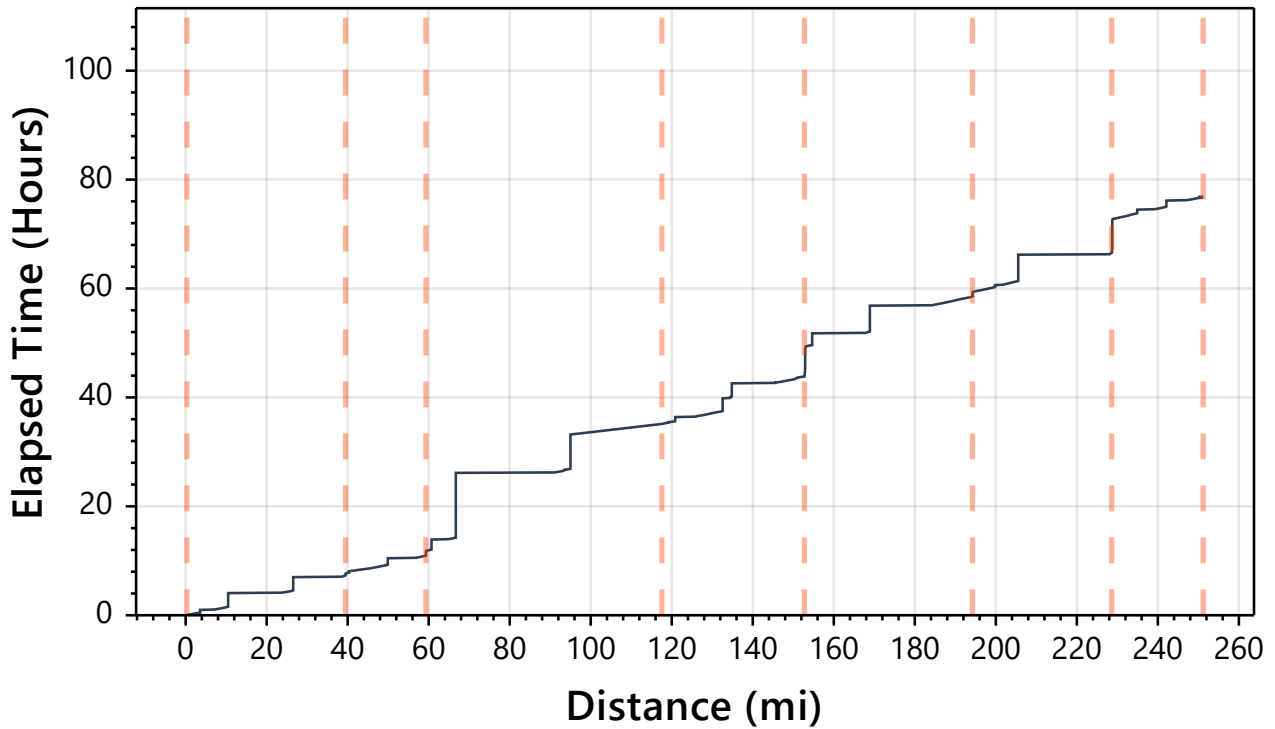
2018 MR340

Performance Summary Report

Race Course Map

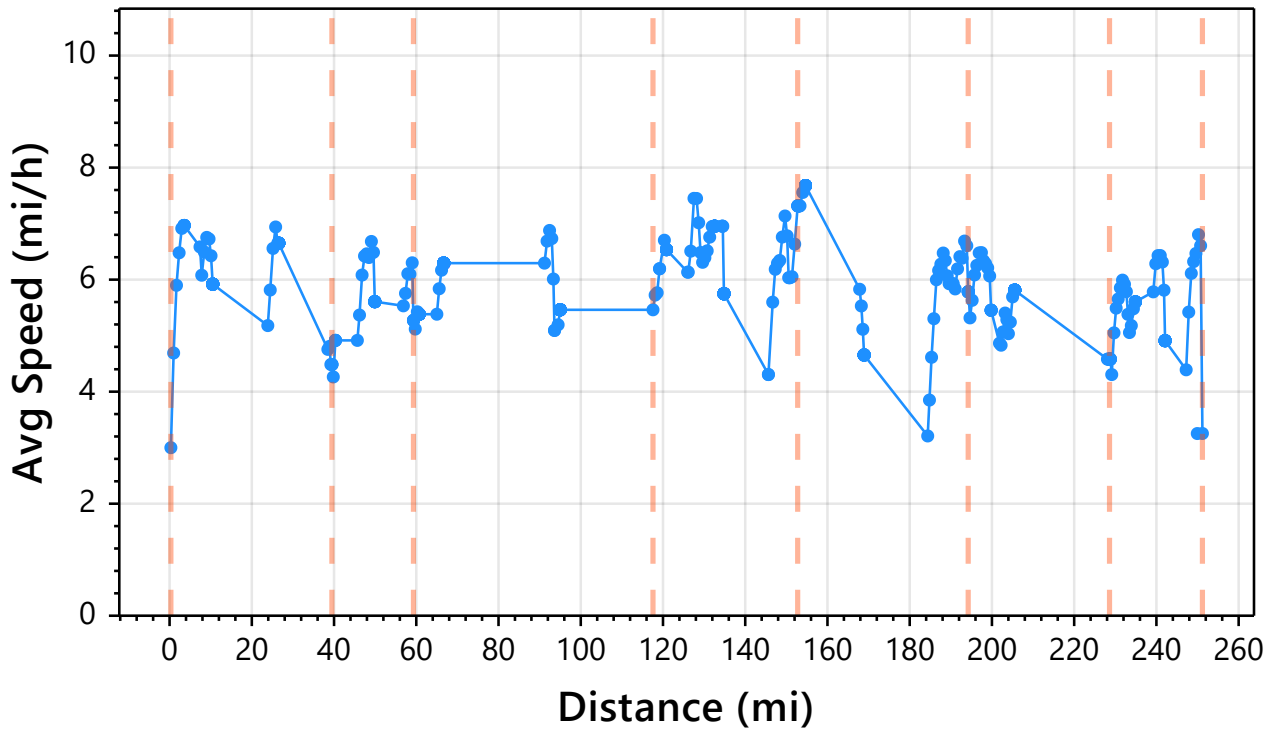


Race Progress



Segment Average Speeds

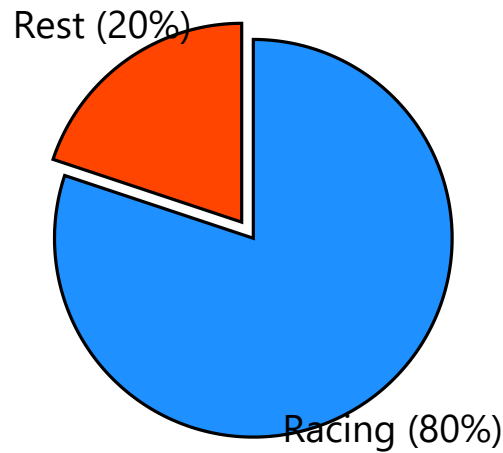
Speed Profile



2018 MR340

Performance Summary Report

Racing vs. Rest Distribution



Detailed Checkpoint Summary

Checkpoint	In/Out	Elapsed	Dist(mi)	Split(mi)	Leg Time	Stay
Kaw Point	--- 07:00	00:00:00	0.0	0.0	00:00:00	---
Lexington	07/24 14:17 14:47	07:17:00	0.0	0.0	07:17:00	00:30:00
Waverly	07/24 17:54 18:50	10:54:00	0.0	0.0	03:07:00	00:56:00
Glasgow	07/25 09:57 11:07	26:57:00	0.0	0.0	15:07:00	01:10:00
Jeff City	07/26 02:49 08:24	43:49:00	0.0	0.0	15:42:00	05:35:00
Hermann	07/26 17:27 18:21	58:27:00	0.0	0.0	09:03:00	00:54:00
Klondike	07/27 01:33 07:45	66:33:00	0.0	0.0	07:12:00	06:12:00
St. Charles	07/27 11:51 ---	76:51:00	0.0	0.0	04:06:00	---