

2018 MR340

Cinda & Maggie



Start: Tuesday, July 24, 2018 12:00 AM

Zone: Central Standard Time

Team: #0004 - Cinda & Maggie (Women's Tandem)

Overall Standings

| | | | |
|------------|----------------------------------|---------------|-----------------|
| 1 | 3433 - River Fitness | FINISH | 33:01:00 |
| 2 | 1300 - Joe Mann | FINISH | 36:39:00 |
| 3 | 0963 - Risky Business | FINISH | 37:51:00 |
| 4 | 1318 - Robyn Benincasa | FINISH | 38:41:00 |
| 5 | 0019 - Geoff Waters | FINISH | 39:39:00 |
| 6 | 0117 - Mark Holloway | FINISH | 40:20:00 |
| 7 | 2186 - Benjamin Boucher | FINISH | 41:34:00 |
| 7 | 6975 - Doug Robinett | FINISH | 41:34:00 |
| 9 | 2008 - PaddleHawks | FINISH | 41:51:00 |
| 10 | 1010 - Married With Children | FINISH | 41:55:00 |
| 136 | 0004 - Cinda & Maggie | FINISH | 58:48:00 |

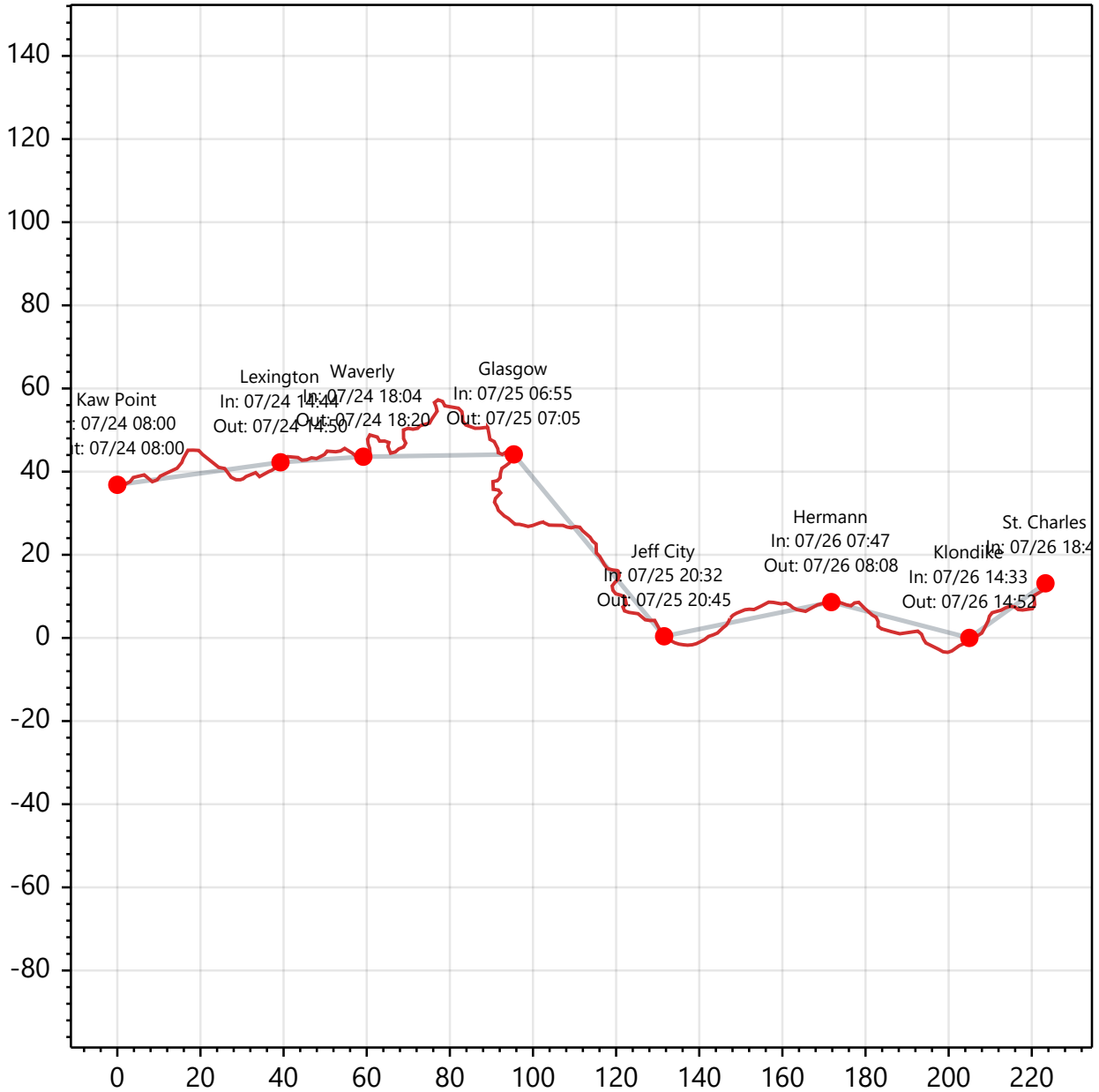
Division Standings: Women's Tandem

| | | | |
|----------|----------------------------------|---------------|-----------------|
| 1 | 5585 - 2nd Year "B" Itch | FINISH | 45:12:00 |
| 2 | 3328 - The A Team | FINISH | 48:16:00 |
| 3 | 3907 - Big River Paddlers | FINISH | 48:24:00 |
| 4 | 4611 - Blistered Sisters | FINISH | 53:30:00 |
| 5 | 0004 - Cinda & Maggie | FINISH | 58:48:00 |
| 6 | 4224 - Chicks With Sticks | FINISH | 61:39:00 |
| 7 | 1006 - WAARP Speed | FINISH | 62:41:00 |
| 8 | 6569 - Circadian River Queens | FINISH | 62:46:00 |
| 9 | 1365 - Stream Seesters | FINISH | 64:49:00 |
| 10 | 4158 - Old Yeller | FINISH | 65:19:00 |

2018 MR340

Cinda & Maggie

Route Summary

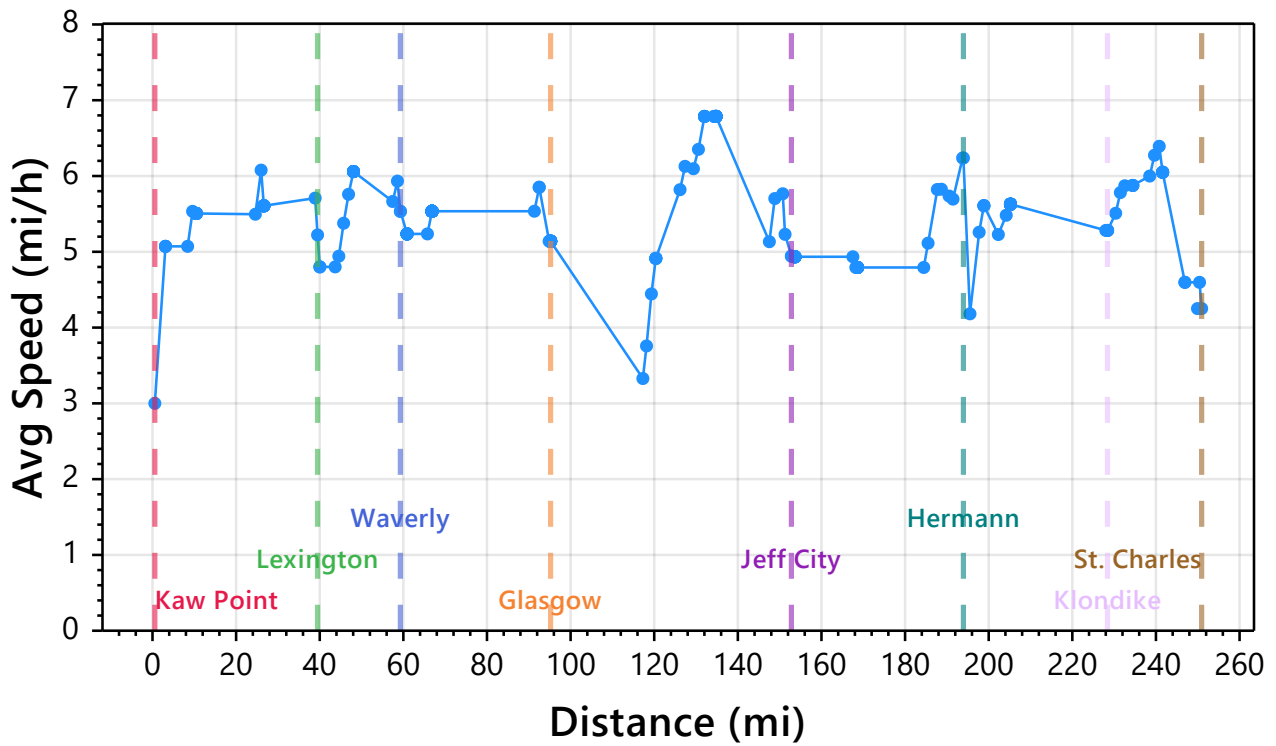


2018 MR340

Cinda & Maggie

Segment Average Speeds

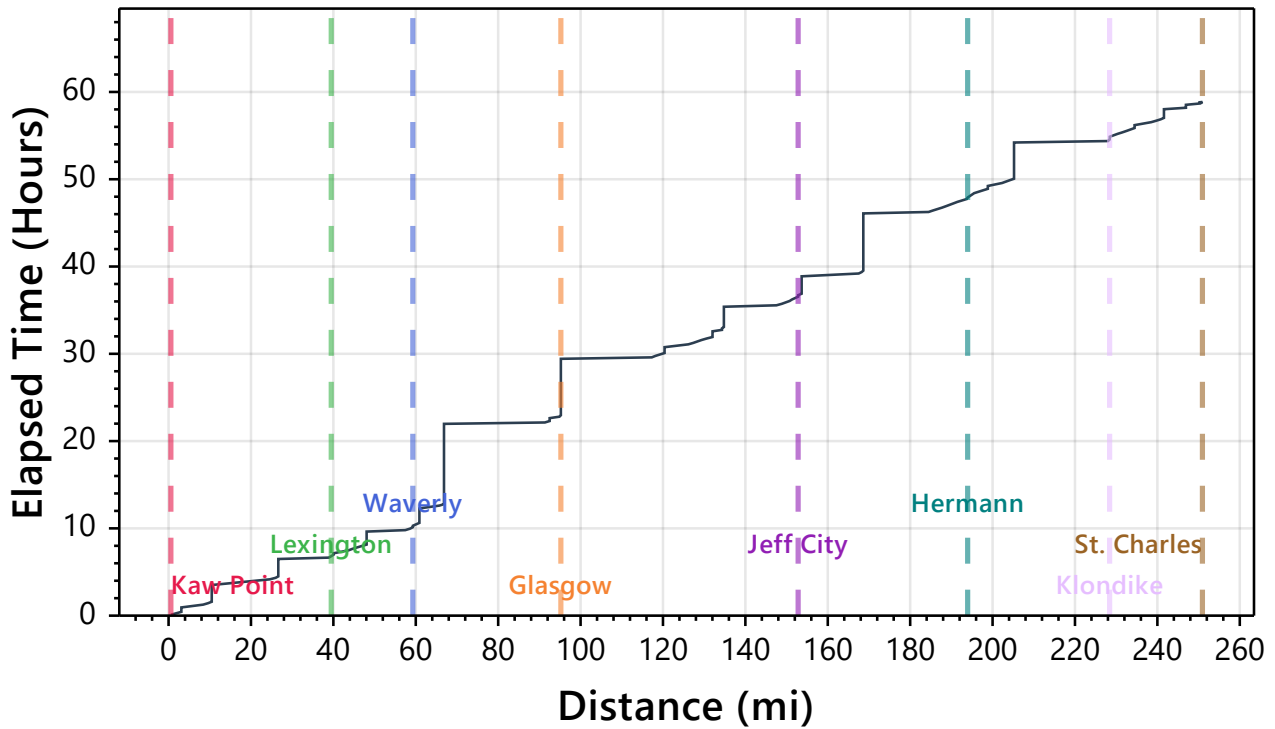
Speed Profile



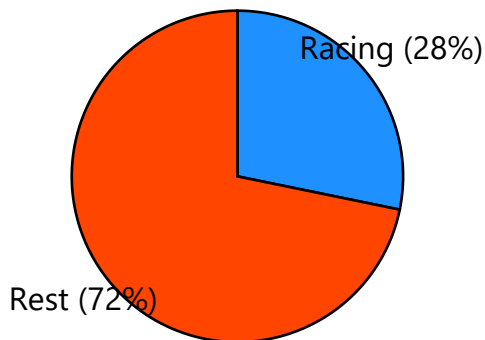
2018 MR340

Cinda & Maggie

Race Progress



Racing vs. Rest Distribution



| Rest Location | mi | Rest Time | % Total |
|----------------------|-------|-----------|---------|
| Enroute Stop @ 3.1 | 3.1 | 00:30 | 0.9% |
| Enroute Stop @ 10.5 | 10.5 | 01:54 | 3.3% |
| Enroute Stop @ 26.6 | 26.6 | 01:59 | 3.4% |
| Enroute Stop @ 48.1 | 48.1 | 01:29 | 2.5% |
| Waverly | 60.9 | 01:39 | 2.8% |
| Enroute Stop @ 66.9 | 66.9 | 09:11 | 15.6% |
| Enroute Stop @ 92.5 | 92.5 | 00:19 | 0.6% |
| Glasgow | 95.2 | 06:27 | 11.0% |
| Enroute Stop @ 120.4 | 120.4 | 00:40 | 1.1% |
| Enroute Stop @ 132.0 | 132.0 | 00:39 | 1.1% |
| Enroute Stop @ 134.8 | 134.8 | 02:19 | 3.9% |
| Jeff City | 153.7 | 01:59 | 3.4% |
| Enroute Stop @ 168.6 | 168.6 | 06:33 | 11.1% |
| Enroute Stop @ 198.8 | 198.8 | 00:19 | 0.6% |
| Enroute Stop @ 205.2 | 205.2 | 04:09 | 7.1% |
| Klondike | 228.4 | 00:19 | 0.5% |
| Enroute Stop @ 234.5 | 234.5 | 00:19 | 0.6% |

2018 MR340

Cinda & Maggie



| Rest Location | mi | Rest Time | % Total |
|----------------------|-----------|------------------|----------------|
| Enroute Stop @ 241.6 | 241.6 | 00:59 | 1.7% |
| Enroute Stop @ 246.9 | 246.9 | 00:20 | 0.6% |

2018 MR340

Cinda & Maggie

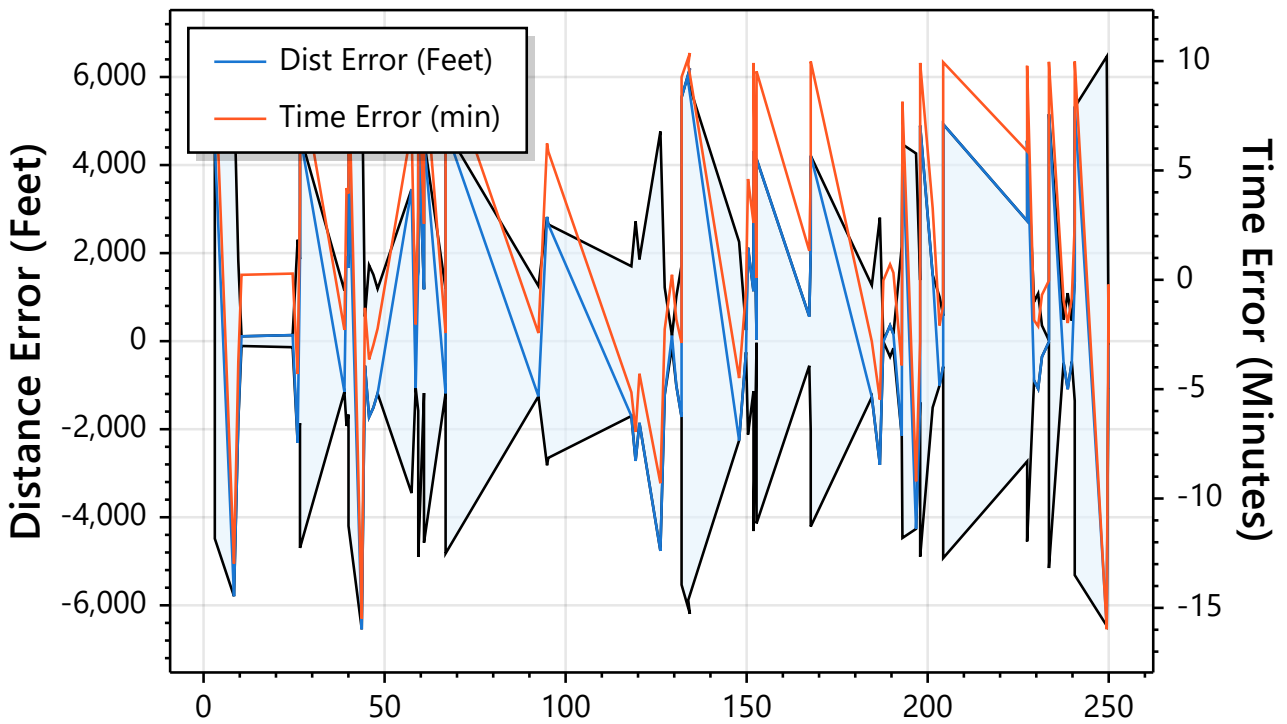


Detailed Checkpoint Summary

| Checkpoint | In/Out | Elapsed | Dist(mi) | Split(mi) | Leg Time | Stay |
|-------------|----------------------|----------|----------|-----------|----------|-------|
| Kaw Point | --- | 00:00:00 | 0.0 | 0.0 | 00:00:00 | --- |
| Lexington | 07/24 14:44 --- | 06:44:00 | 0.0 | 0.0 | 06:44:00 | --- |
| Waverly | 07/24 18:04 19:43 | 10:04:00 | 0.0 | 0.0 | 03:20:00 | 01:39 |
| Glasgow | 07/25 06:55 13:22 | 22:55:00 | 0.0 | 0.0 | 11:11:43 | 06:27 |
| Jeff City | 07/25 20:32 22:31 | 36:32:00 | 0.0 | 0.0 | 07:09:03 | 01:59 |
| Hermann | 07/26 07:47 --- | 47:47:00 | 0.0 | 0.0 | 09:15:30 | --- |
| Klondike | 07/26 14:33 14:52 | 54:33:00 | 0.0 | 0.0 | 06:46:00 | 00:19 |
| St. Charles | 07/26 18:48 --- | 58:48:00 | 0.0 | 0.0 | 03:55:38 | --- |

RaceOwl Estimation Performance

Variance between predicted position and actual progress.



Tracking Performance

| Metric | Min | Max | Avg | Median | Std Dev |
|-----------------------|----------|---------|--------|--------|----------------|
| Update Interval (Min) | 6.22 | 224.42 | 14.39 | 9.98 | 17.06 |
| Time Error (Min) | -15.98 | 10.37 | 1.28 | 0.08 | 6.29 |
| Distance Error (Feet) | -6543.73 | 6191.94 | 661.19 | 35.93 | 2986.08 |