

Start: Tuesday, August 4, 2020 12:00 AM

Zone: Central Standard Time

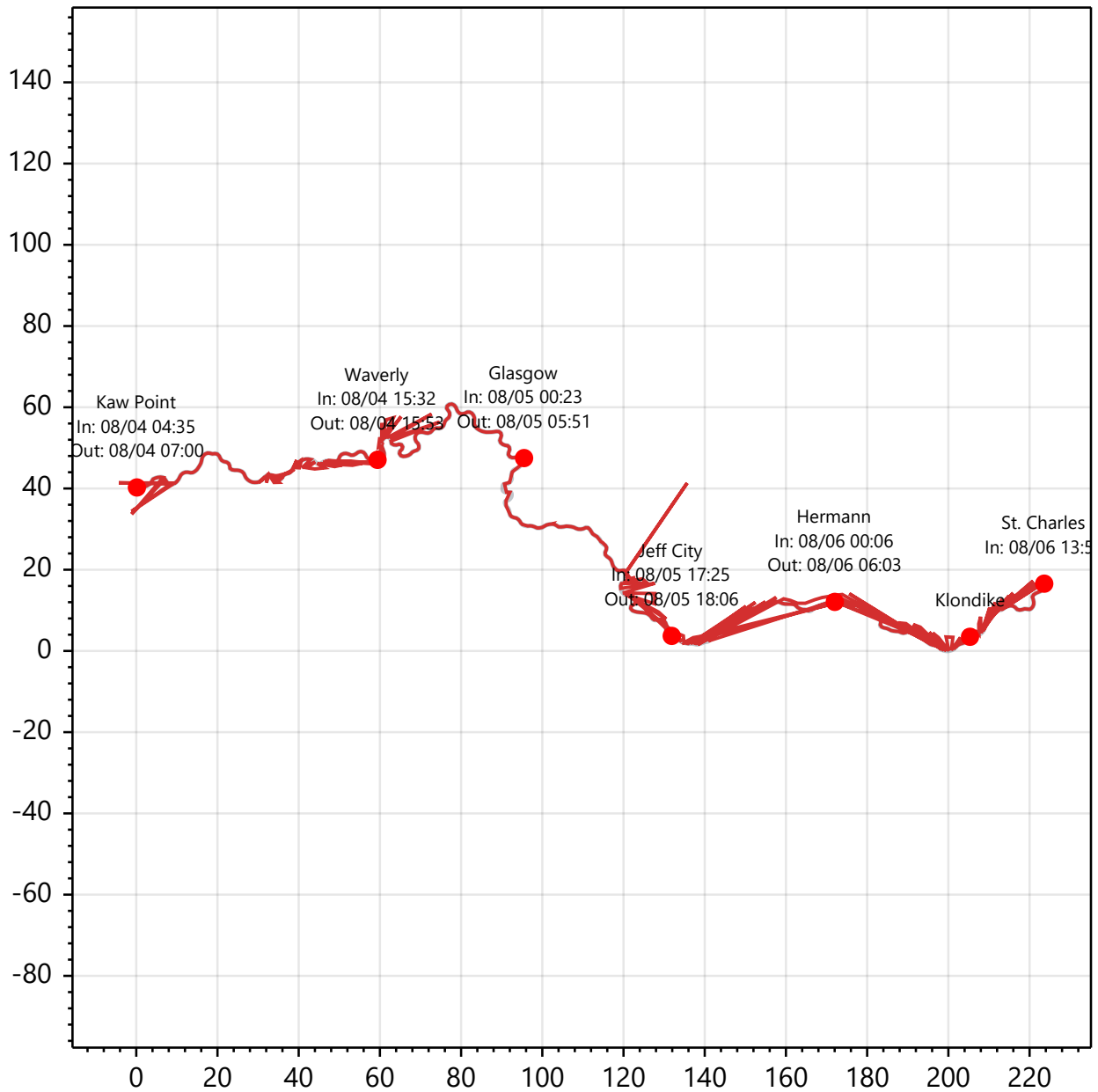
**Team: #1989 - Joe Stibler (men's solo)****Overall Standings**

1	1300 - Make Mine a Triple	FINISH	35:42:14
2	3570 - Single Bladies	FINISH	38:23:03
3	0525 - Texas 2 Step	FINISH	39:22:05
4	0963 - Risky Business	FINISH	40:59:45
5	3620 - Dustin Lecave	FINISH	41:38:26
6	1432 - The Preacher and the Teacher	FINISH	41:52:14
7	1313 - Provigil Is Cheating	FINISH	41:56:58
8	0021 - Justin Schaay	FINISH	44:09:03
9	2008 - Paddlehawks	FINISH	44:11:00
10	3141 - Steve Kerr	FINISH	44:18:00
<b>46</b>	<b>1989 - Joe Stibler</b>	<b>FINISH</b>	<b>54:51:14</b>

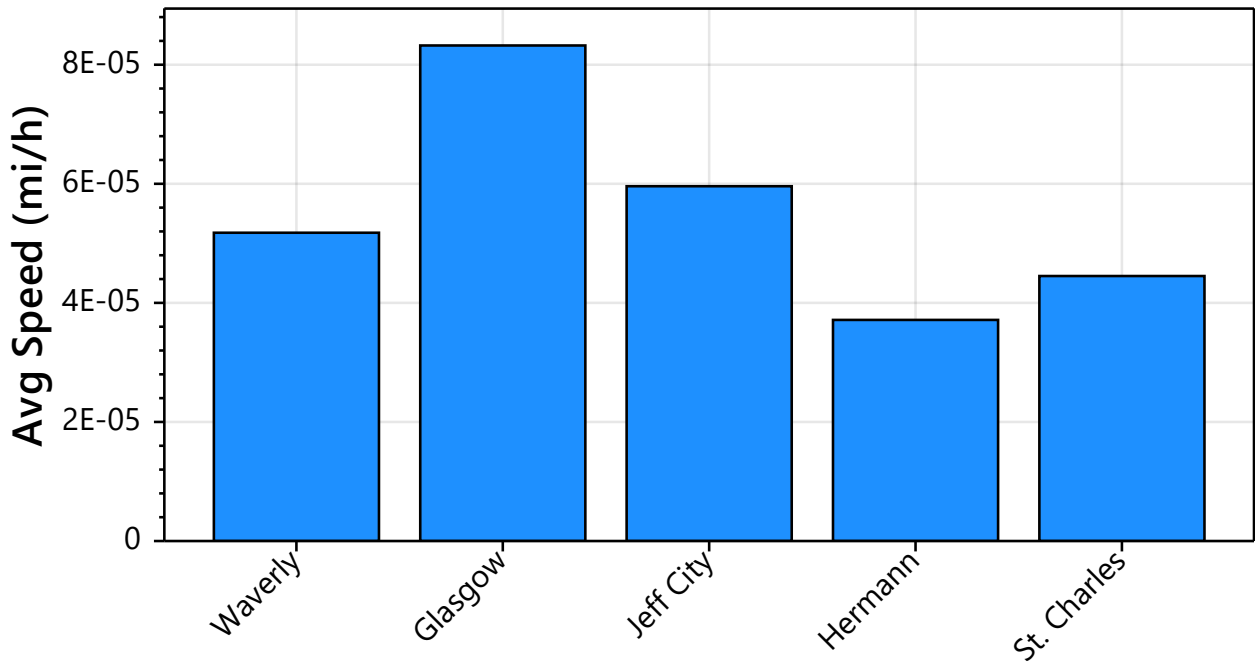
**Division Standings: men's solo**

1	3620 - Dustin Lecave	FINISH	41:38:26
2	0021 - Justin Schaay	FINISH	44:09:03
3	3141 - Steve Kerr	FINISH	44:18:00
4	0420 - Derrick Weisbrod	FINISH	47:50:18
5	0555 - James Pechous	FINISH	49:09:57
6	7871 - Dan Shepard	FINISH	49:31:23
7	4723 - Dan Voss	FINISH	51:02:17
8	0693 - Kenneth Lambert	FINISH	51:48:43
9	0579 - Corey Chilson	FINISH	53:53:30
10	0700 - Jeff Behrns	FINISH	53:57:30
<b>12</b>	<b>1989 - Joe Stibler</b>	<b>FINISH</b>	<b>54:51:14</b>

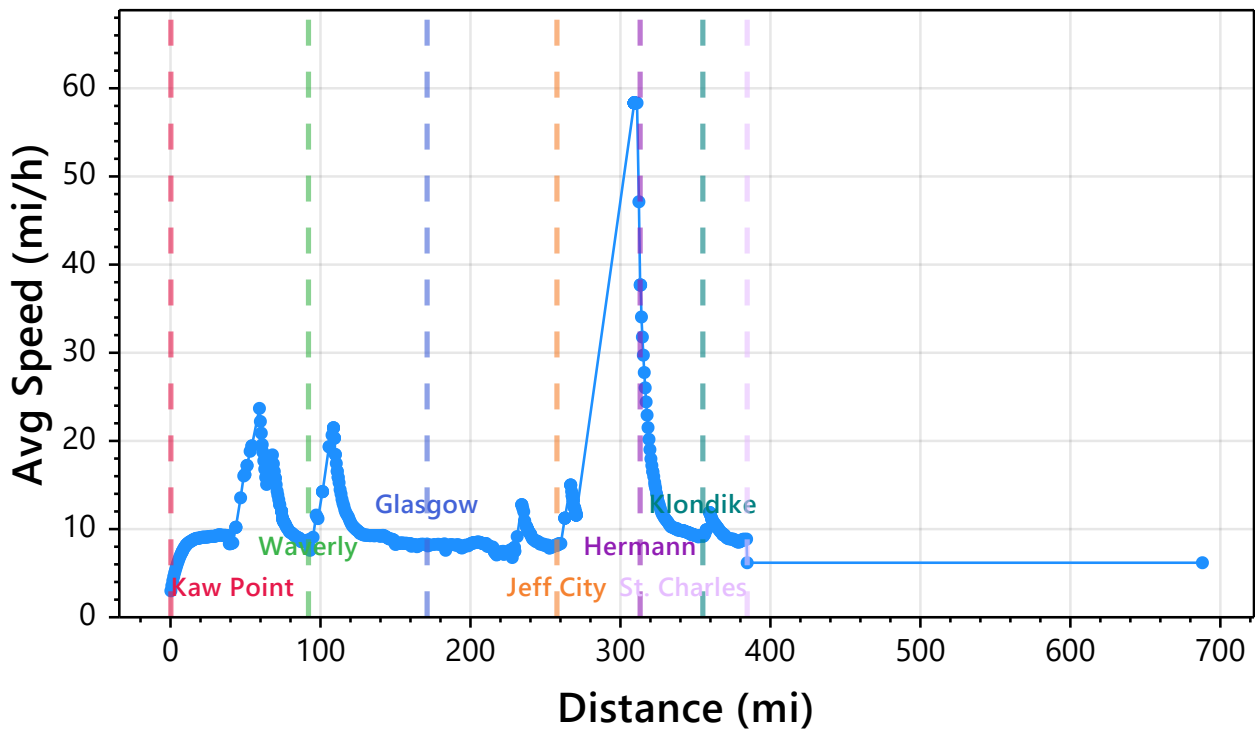
## Route Summary



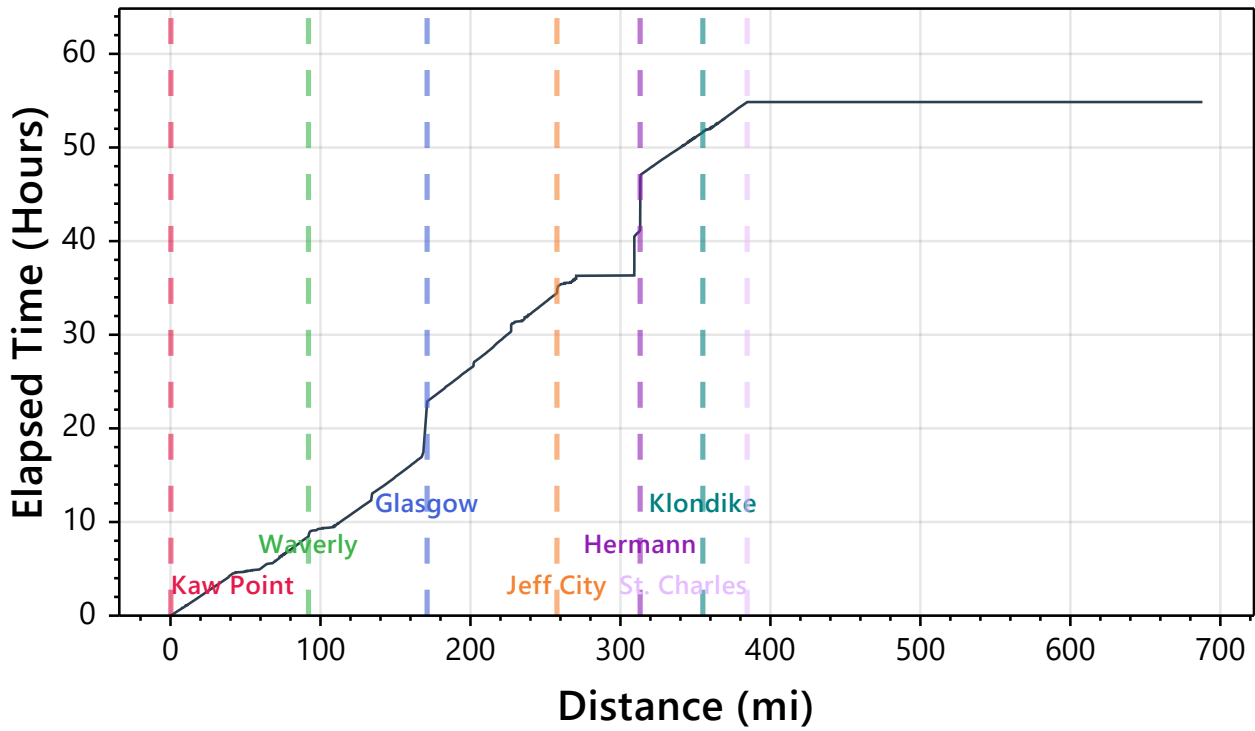
## Segment Average Speeds



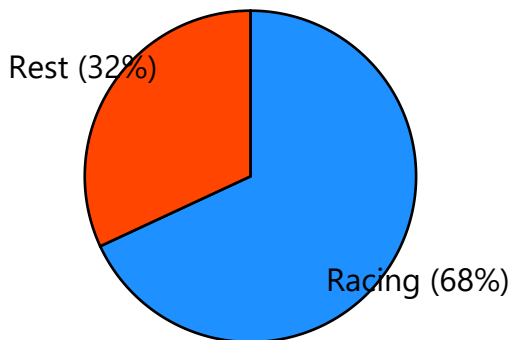
## Speed Profile



## Race Progress



## Racing vs. Rest Distribution



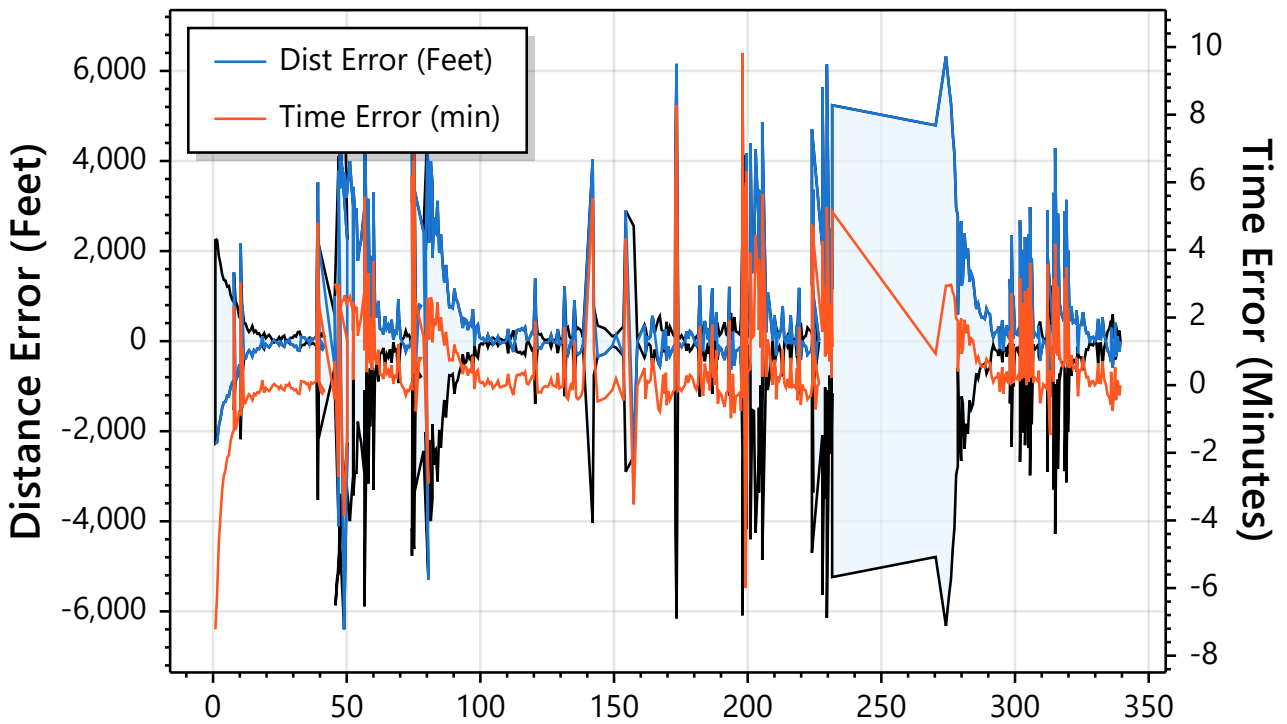
Rest Location	mi	Rest Time	% Total
Enroute Stop @ 134.4	134.4	00:43	1.3%
Franklin Island	171.1	05:24	9.9%
Enroute Stop @ 227.1	227.1	00:41	1.2%
Enroute Stop @ 257.8	257.8	00:19	0.6%
Hermann	270.5	00:16	0.5%
Enroute Stop @ 309.2	309.2	04:09	7.6%
Klondike	313.3	05:54	10.8%

## Detailed Checkpoint Summary

Checkpoint	In/Out	Elapsed	Dist(mi)	Split(mi)	Leg Time	Stay
<b>Kaw Point</b>	---	00:00:00	0.0	0.0	00:00:00	---
<b>Waverly</b>	08/04 15:32 ---	08:32:00	74.2	74.2	10:57:00	---
<b>Glasgow</b>	08/05 00:23 ---	17:23:00	141.8	67.6	08:51:00	---
<b>Jeff City</b>	08/05 17:25 ---	34:25:00	224.3	82.5	17:02:00	---
<b>Hermann</b>	08/06 00:06 00:22	41:06:01	270.3	46.0	06:41:01	00:16
<b>St. Charles</b>	08/06 13:51 ---	54:51:14	339.3	68.9	13:28:36	---

## RaceOwl Estimation Performance

Variance between predicted position and actual progress.



## Tracking Performance

Metric	Min	Max	Avg	Median	Std Dev
Update Interval (Min)	0.07	336.97	5.13	4.10	<b>18.38</b>
Time Error (Min)	-7.22	9.82	0.68	0.27	<b>1.58</b>
Distance Error (Feet)	-6396.70	6321.47	750.02	221.34	<b>1536.18</b>