

2020 MR340

Aggie and the Bear



Start: Tuesday, August 4, 2020 12:00 AM

Zone: Central Standard Time

Team: #8981 - Aggie and the Bear (men's tandem)

Overall Standings

1	1300 - Make Mine a Triple	FINISH	35:42:14
2	3570 - Single Bladies	FINISH	38:23:03
3	0525 - Texas 2 Step	FINISH	39:22:05
4	0963 - Risky Business	FINISH	40:59:45
5	3620 - Dustin Lecave	FINISH	41:38:26
6	1432 - The Preacher and the Teacher	FINISH	41:52:14
7	1313 - Provigil Is Cheating	FINISH	41:56:58
8	0021 - Justin Schaay	FINISH	44:09:03
9	2008 - Paddlehawks	FINISH	44:11:00
10	3141 - Steve Kerr	FINISH	44:18:00
44	8981 - Aggie and the Bear	FINISH	54:01:02

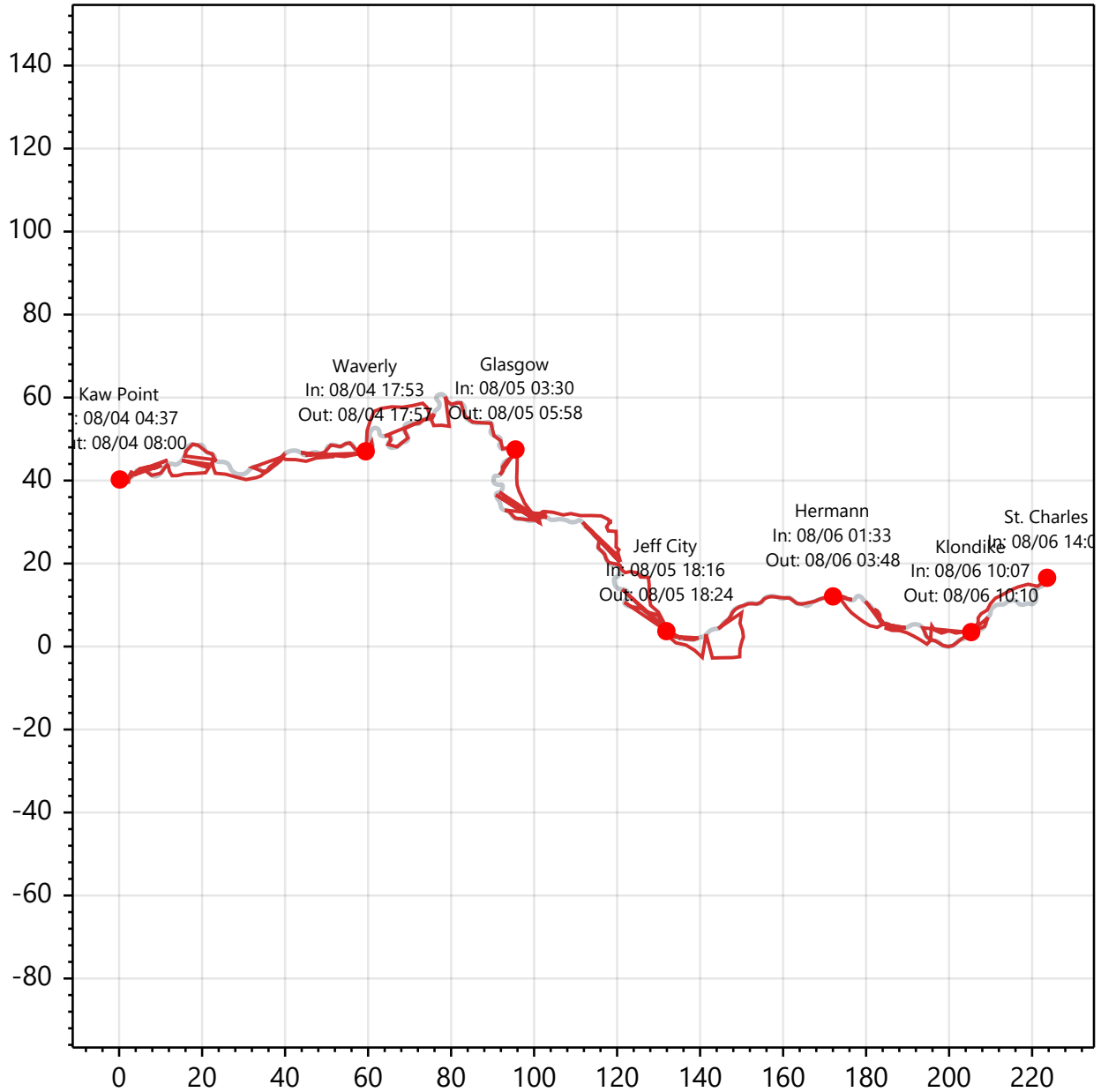
Division Standings: men's tandem

1	1432 - The Preacher and the Teacher	FINISH	41:52:14
2	2008 - Paddlehawks	FINISH	44:11:00
3	7374 - Dad Joke Gone Wrong	FINISH	46:39:10
4	5559 - Unfinished Business	FINISH	46:59:00
5	0340 - Head East	FINISH	47:06:54
6	0616 - We Were Faster in 2019	FINISH	49:37:48
7	2345 - Richland River Rats	FINISH	50:53:10
8	1421 - Cool Name Pending	FINISH	51:15:29
9	2646 - Let Us Try	FINISH	51:27:39
10	1776 - Boys from Chamois	FINISH	53:26:04
11	8981 - Aggie and the Bear	FINISH	54:01:02

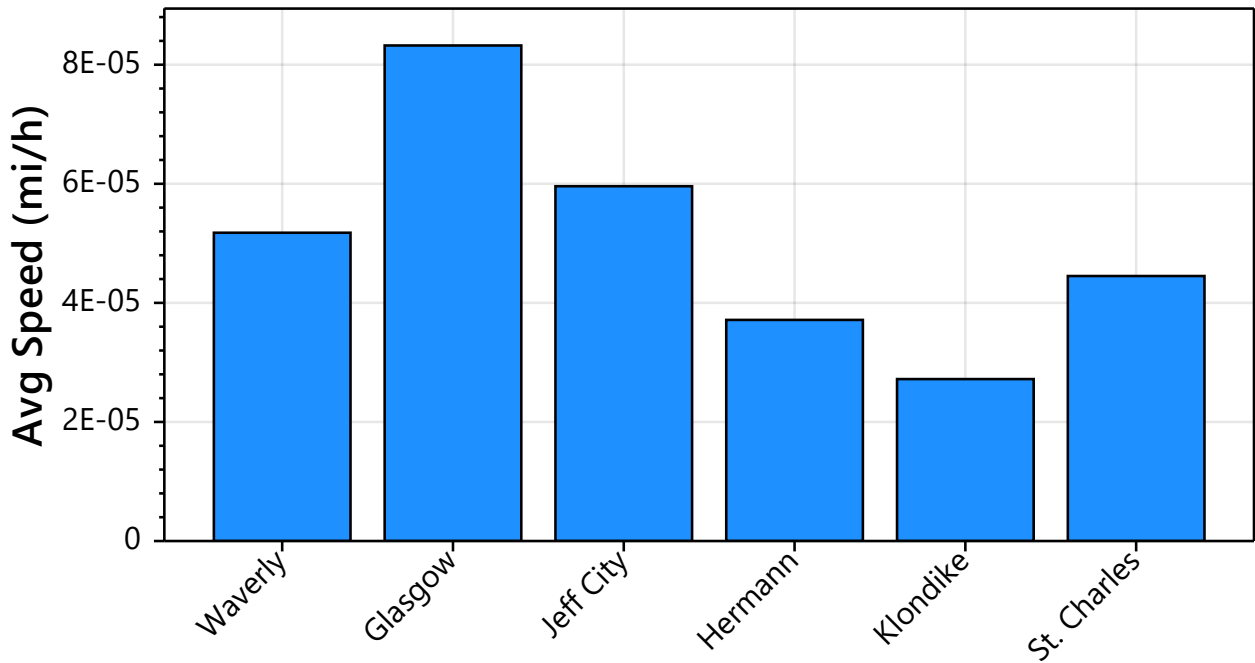
2020 MR340

Aggie and the Bear

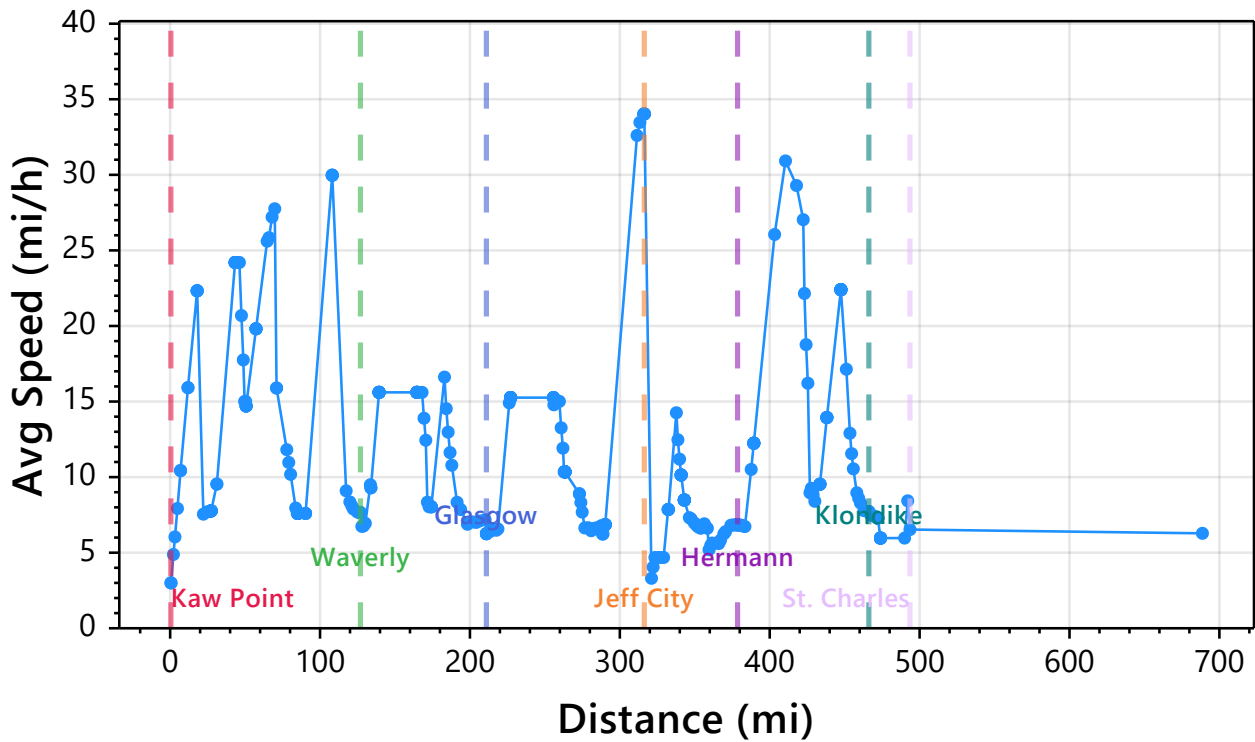
Route Summary



Segment Average Speeds



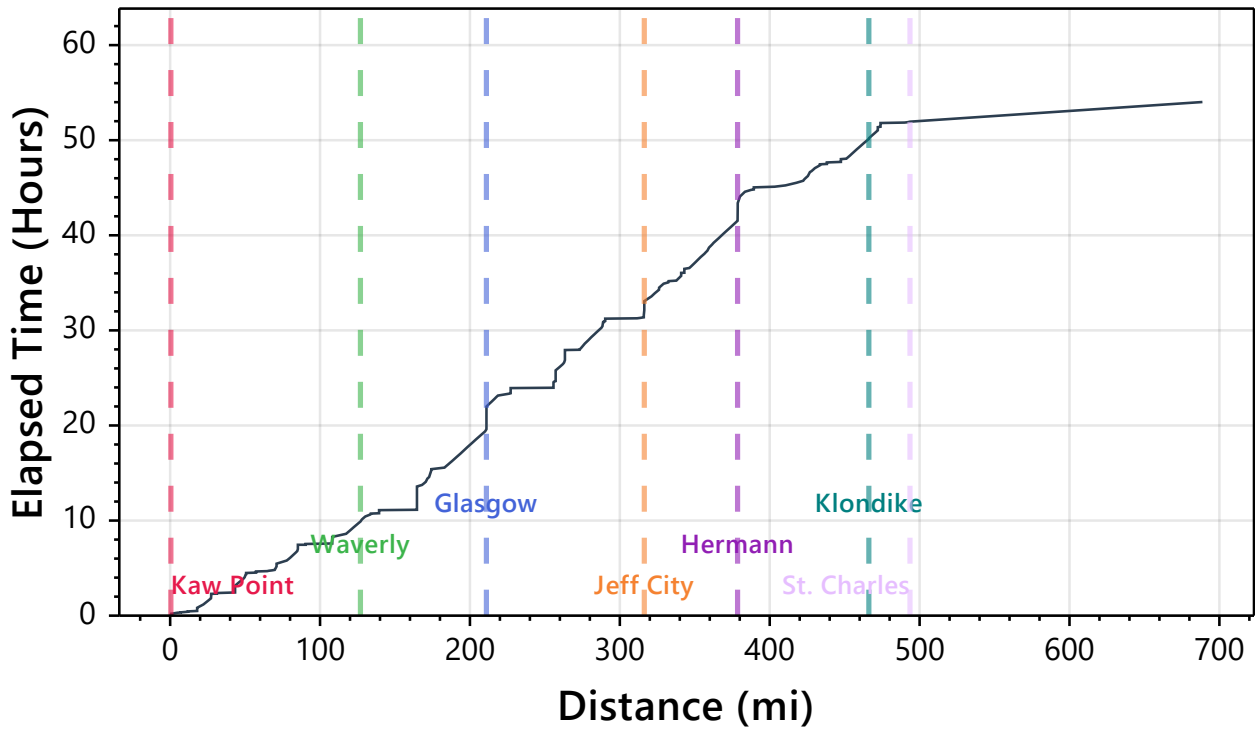
Speed Profile



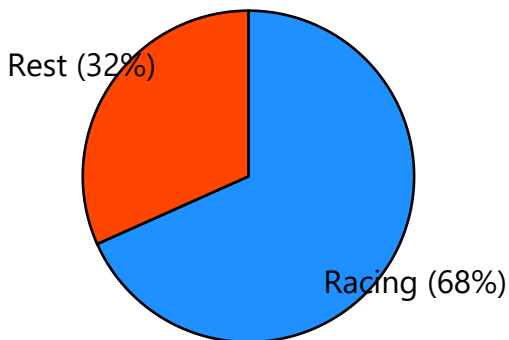
2020 MR340

Aggie and the Bear

Race Progress



Racing vs. Rest Distribution



Rest Location	mi	Rest Time	% Total
Enroute Stop @ 18.0	18.0	00:20	0.6%
Enroute Stop @ 27.4	27.4	00:28	0.9%
Enroute Stop @ 43.3	43.3	00:42	1.3%
Enroute Stop @ 71.0	71.0	00:17	0.5%
Enroute Stop @ 85.2	85.2	00:26	0.8%
Enroute Stop @ 108.1	108.1	00:41	1.3%
Enroute Stop @ 139.4	139.4	00:19	0.6%
Enroute Stop @ 164.7	164.7	02:26	4.5%
Enroute Stop @ 211.0	211.0	02:23	4.4%
Enroute Stop @ 227.2	227.2	00:32	1.0%
Portland	255.7	00:33	1.0%
Enroute Stop @ 257.2	257.2	01:07	2.1%
Enroute Stop @ 263.4	263.4	01:03	2.0%
New Haven	288.8	00:24	0.8%
Enroute Stop @ 316.0	316.0	01:42	3.2%
St. Charles	340.9	00:19	0.6%
Enroute Stop @ 343.0	343.0	00:24	0.8%

2020 MR340

Aggie and the Bear

Rest Location	mi	Rest Time	% Total
Enroute Stop @ 378.7	378.7	01:51	3.4%
Enroute Stop @ 447.5	447.5	00:17	0.5%
Enroute Stop @ 472.1	472.1	00:20	0.6%
Enroute Stop @ 473.9	473.9	00:23	0.7%

2020 MR340

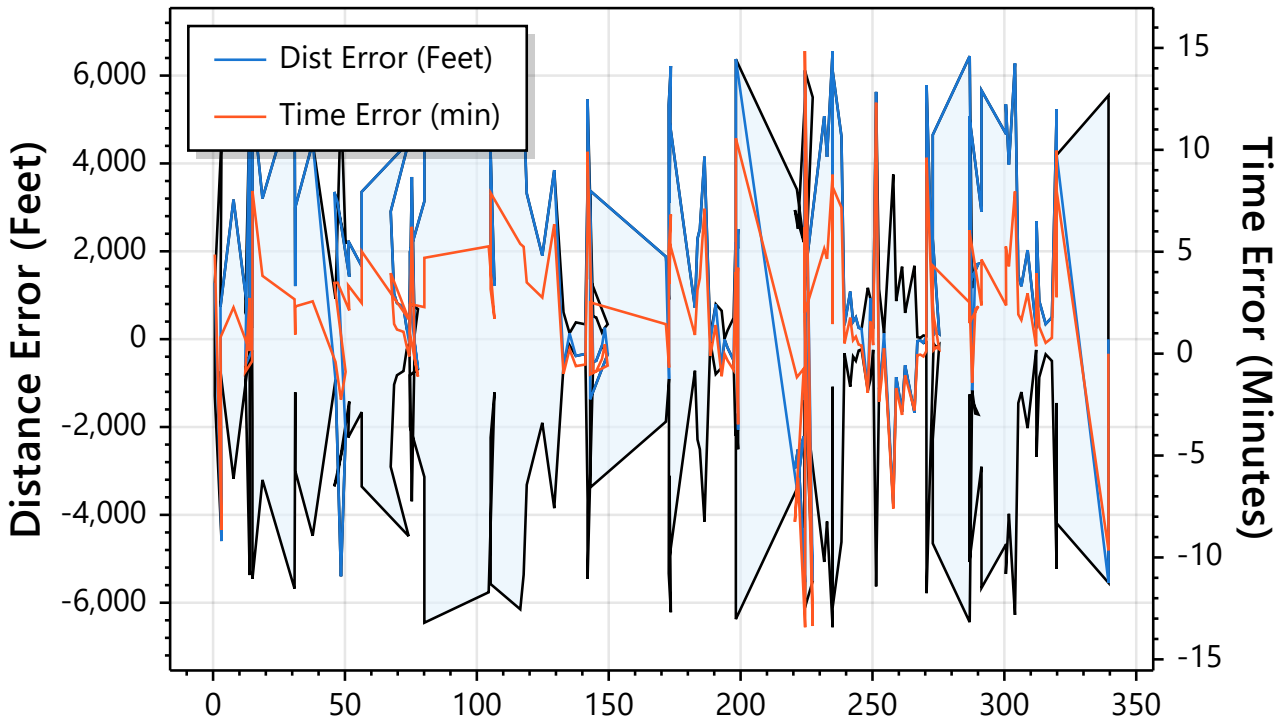
Aggie and the Bear

Detailed Checkpoint Summary

Checkpoint	In/Out	Elapsed	Dist(mi)	Split(mi)	Leg Time	Stay
Kaw Point	---	00:00:00	0.0	0.0	00:00:00	---
Waverly	08/04 17:53 ---	09:53:00	74.2	74.2	13:16:00	---
Glasgow	08/05 03:30 ---	19:30:00	141.8	67.6	09:37:00	---
Jeff City	08/05 18:16 ---	34:16:00	224.3	82.5	14:46:00	---
Hermann	08/06 01:33 ---	41:33:00	270.3	46.0	07:17:00	---
Klondike	08/06 10:07 ---	50:07:58	311.9	41.5	08:34:58	---
St. Charles	08/06 14:01 ---	54:01:02	339.3	27.4	03:53:04	00:19

RaceOwl Estimation Performance

Variance between predicted position and actual progress.



Tracking Performance

Metric	Min	Max	Avg	Median	Std Dev
Update Interval (Min)	0.07	124.03	9.52	7.15	11.71
Time Error (Min)	-13.42	14.85	2.01	1.77	4.06
Distance Error (Feet)	-5547.79	6558.28	1685.08	1390.91	2715.54