

2020 MR340

Rode Hard Put Away Wet



Start: Tuesday, August 4, 2020 12:00 AM

Zone: Central Standard Time

Team: #8182 - Rode Hard Put Away Wet (men's tandem)

Overall Standings

1	1300 - Make Mine a Triple	FINISH	35:42:14
2	3570 - Single Bladies	FINISH	38:23:03
3	0525 - Texas 2 Step	FINISH	39:22:05
4	0963 - Risky Business	FINISH	40:59:45
5	3620 - Dustin Lecave	FINISH	41:38:26
6	1432 - The Preacher and the Teacher	FINISH	41:52:14
7	1313 - Provigil Is Cheating	FINISH	41:56:58
8	0021 - Justin Schaay	FINISH	44:09:03
9	2008 - Paddlehawks	FINISH	44:11:00
10	3141 - Steve Kerr	FINISH	44:18:00
189	8182 - Rode Hard Put Away Wet	FINISH	75:40:53

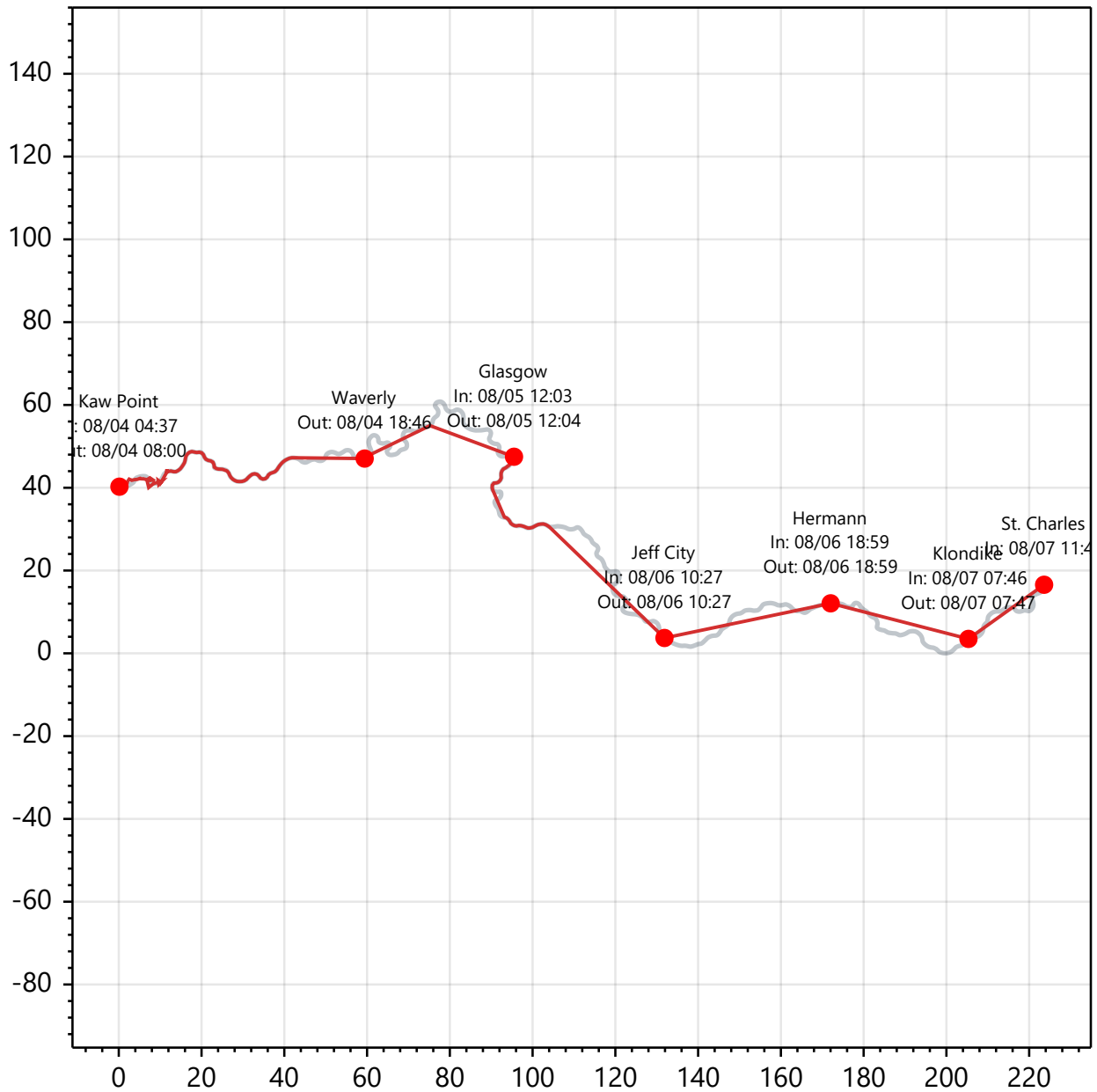
Division Standings: men's tandem

1	1432 - The Preacher and the Teacher	FINISH	41:52:14
2	2008 - Paddlehawks	FINISH	44:11:00
3	7374 - Dad Joke Gone Wrong	FINISH	46:39:10
4	5559 - Unfinished Business	FINISH	46:59:00
5	0340 - Head East	FINISH	47:06:54
6	0616 - We Were Faster in 2019	FINISH	49:37:48
7	2345 - Richland River Rats	FINISH	50:53:10
8	1421 - Cool Name Pending	FINISH	51:15:29
9	2646 - Let Us Try	FINISH	51:27:39
10	1776 - Boys from Chamois	FINISH	53:26:04
54	8182 - Rode Hard Put Away Wet	FINISH	75:40:53

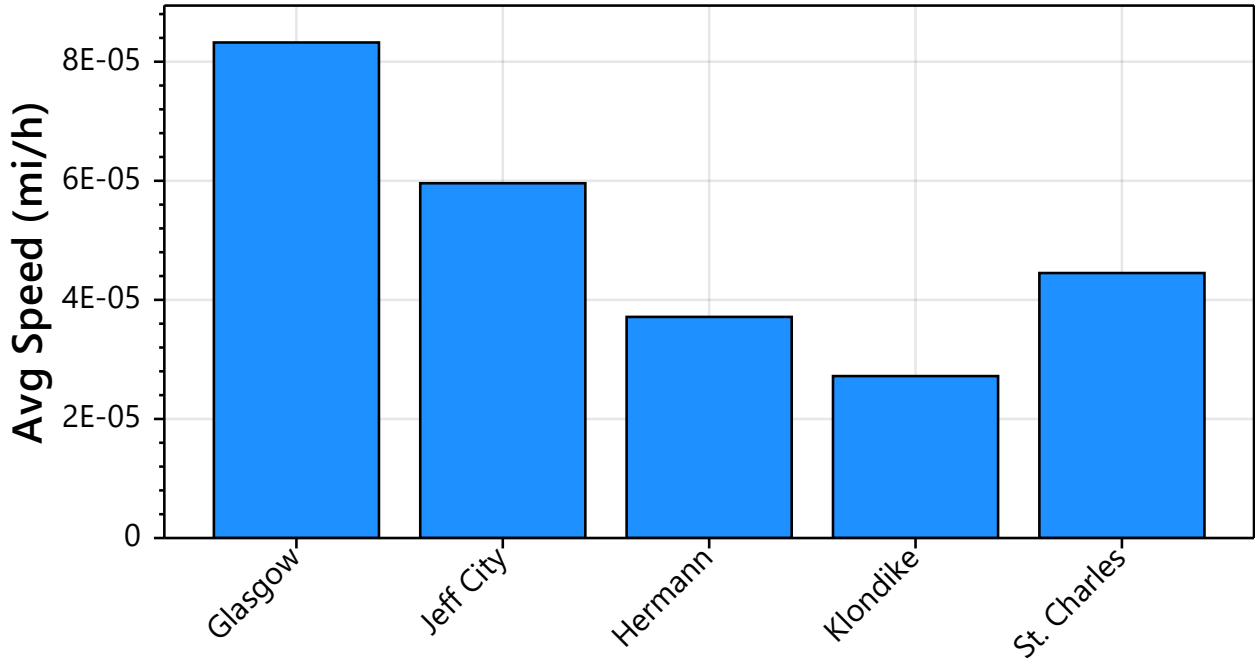
2020 MR340

Rode Hard Put Away Wet

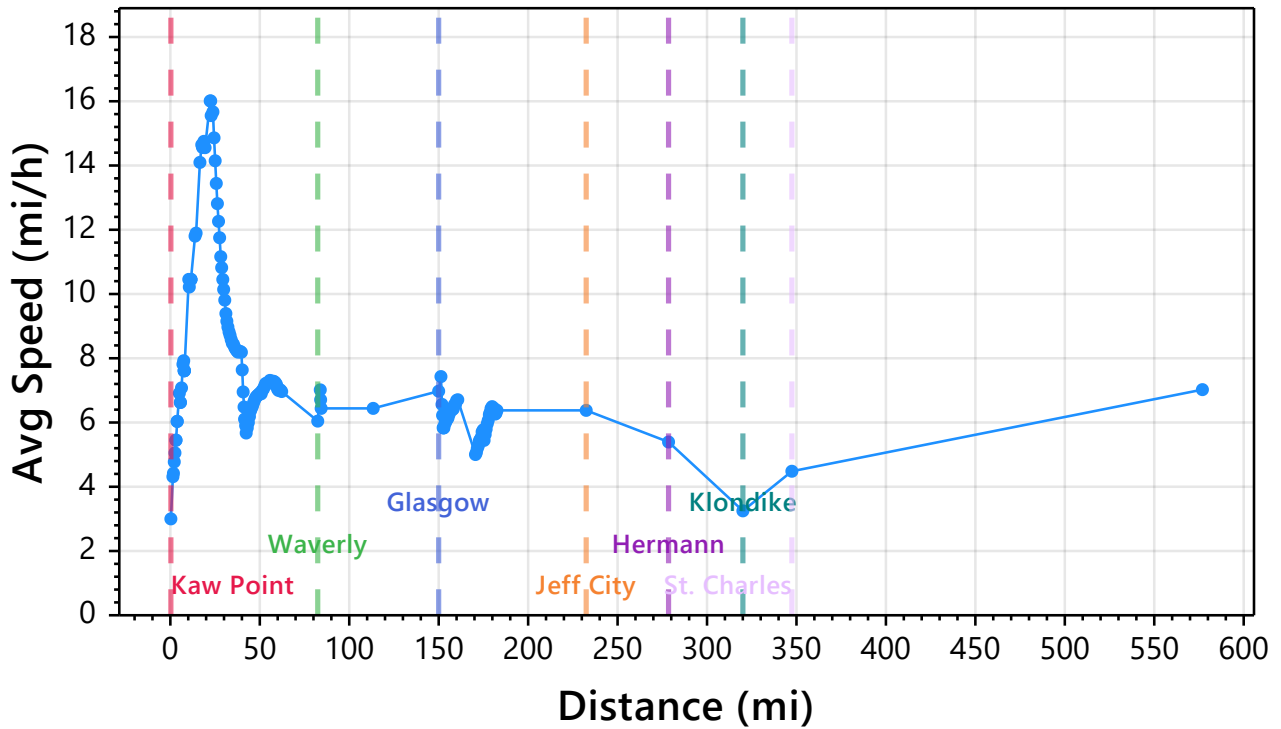
Route Summary



Segment Average Speeds



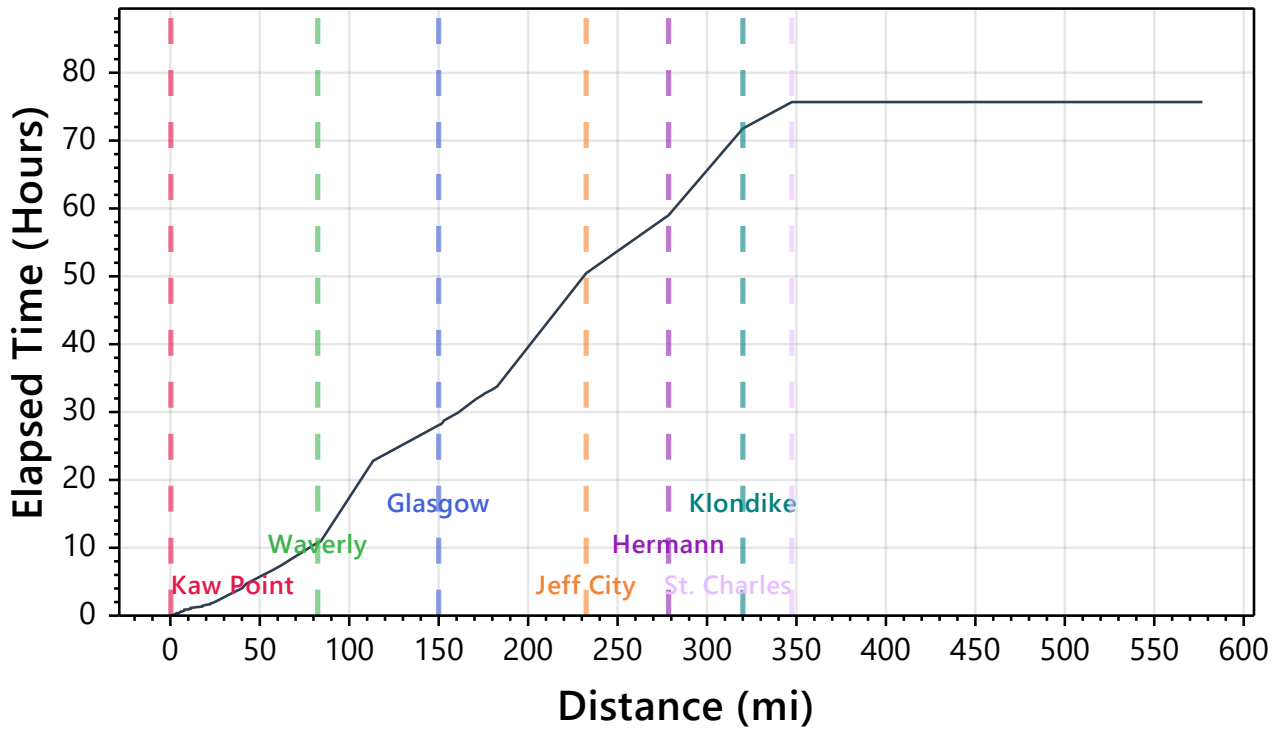
Speed Profile



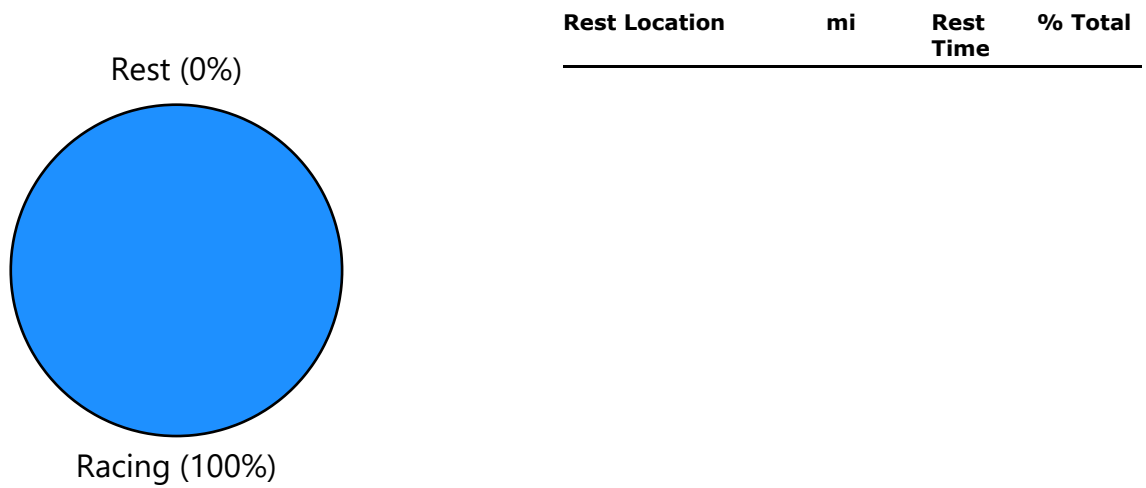
2020 MR340

Rode Hard Put Away Wet

Race Progress



Racing vs. Rest Distribution



2020 MR340

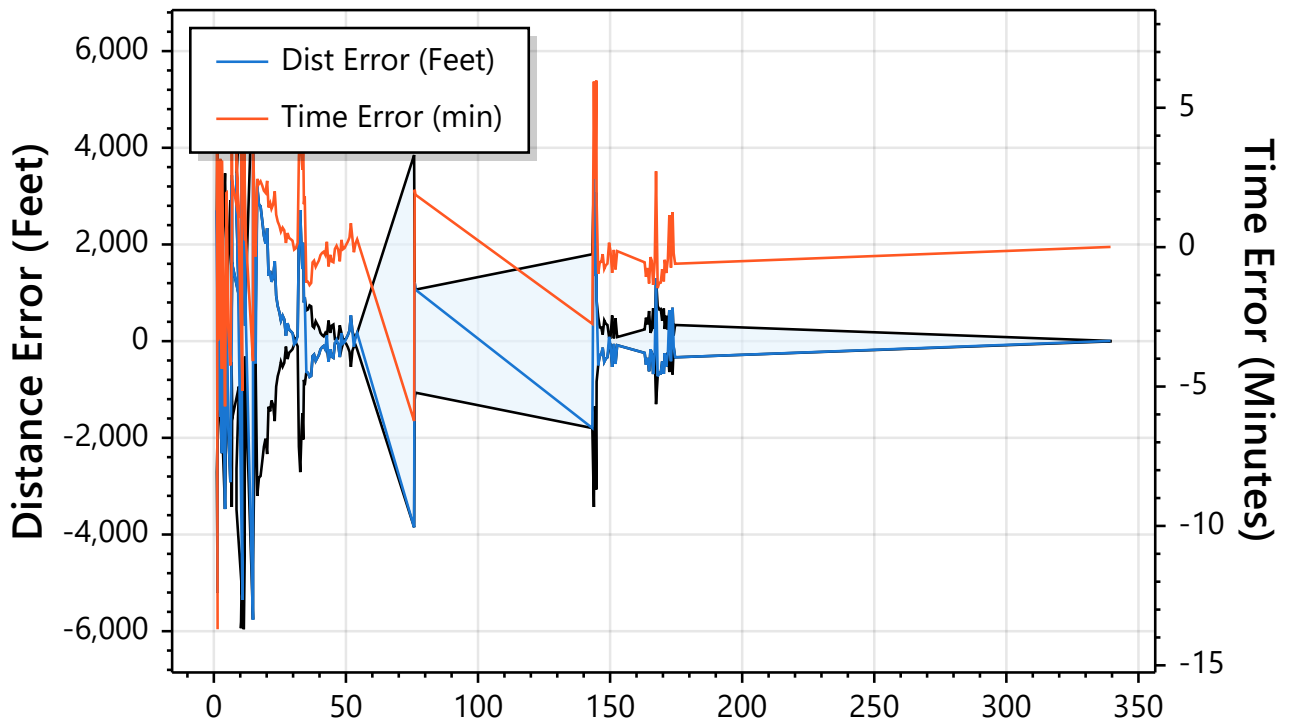
Rode Hard Put Away Wet

Detailed Checkpoint Summary

Checkpoint	In/Out	Elapsed	Dist(mi)	Split(mi)	Leg Time	Stay
Kaw Point	---	00:00:00	0.0	0.0	00:00:00	---
Glasgow	08/05 12:03 ---	28:03:55	141.8	141.8	31:26:17	---
Jeff City	08/06 10:27 ---	50:27:39	224.3	82.5	22:23:44	---
Hermann	08/06 18:59 ---	58:59:54	270.3	46.0	08:32:15	---
Klondike	08/07 07:46 ---	71:46:00	311.9	41.5	12:46:06	---
St. Charles	08/07 11:40 ---	75:40:53	339.3	27.4	03:54:53	---

RaceOwl Estimation Performance

Variance between predicted position and actual progress.



Tracking Performance

Metric	Min	Max	Avg	Median	Std Dev
Update Interval (Min)	2.03	1002.90	29.67	4.92	126.12
Time Error (Min)	-13.71	6.96	0.28	-0.01	2.44
Distance Error (Feet)	-5759.22	5959.58	307.57	-7.32	1684.26