

# 2021 MR340

## Strangers in the Night

Start: Tuesday, July 20, 2021 12:00 AM

Zone: Central Standard Time

### Team: #4130 - Strangers in the Night (mixed tandem)

#### Overall Standings

1	0126 - Makai Deathride	FINISH	36:20:12
2	1300 - Make Mine a Triple	FINISH	38:29:00
3	3620 - Dustin LeCave	FINISH	39:47:29
4	2713 - Eager Beaver	FINISH	40:56:19
5	0424 - 110 Years of Saltitude	FINISH	42:14:43
6	5353 - Salli O'Donnell	FINISH	42:29:00
7	2020 - Abel Hagan	FINISH	43:55:04
8	8000 - Tandemonium	FINISH	44:04:22
9	1413 - La Vida Loca!	FINISH	44:07:00
10	2008 - PaddleHawks	FINISH	44:14:07
<b>173</b>	<b>4130 - Strangers in the Night</b>	<b>FINISH</b>	<b>68:13:50</b>

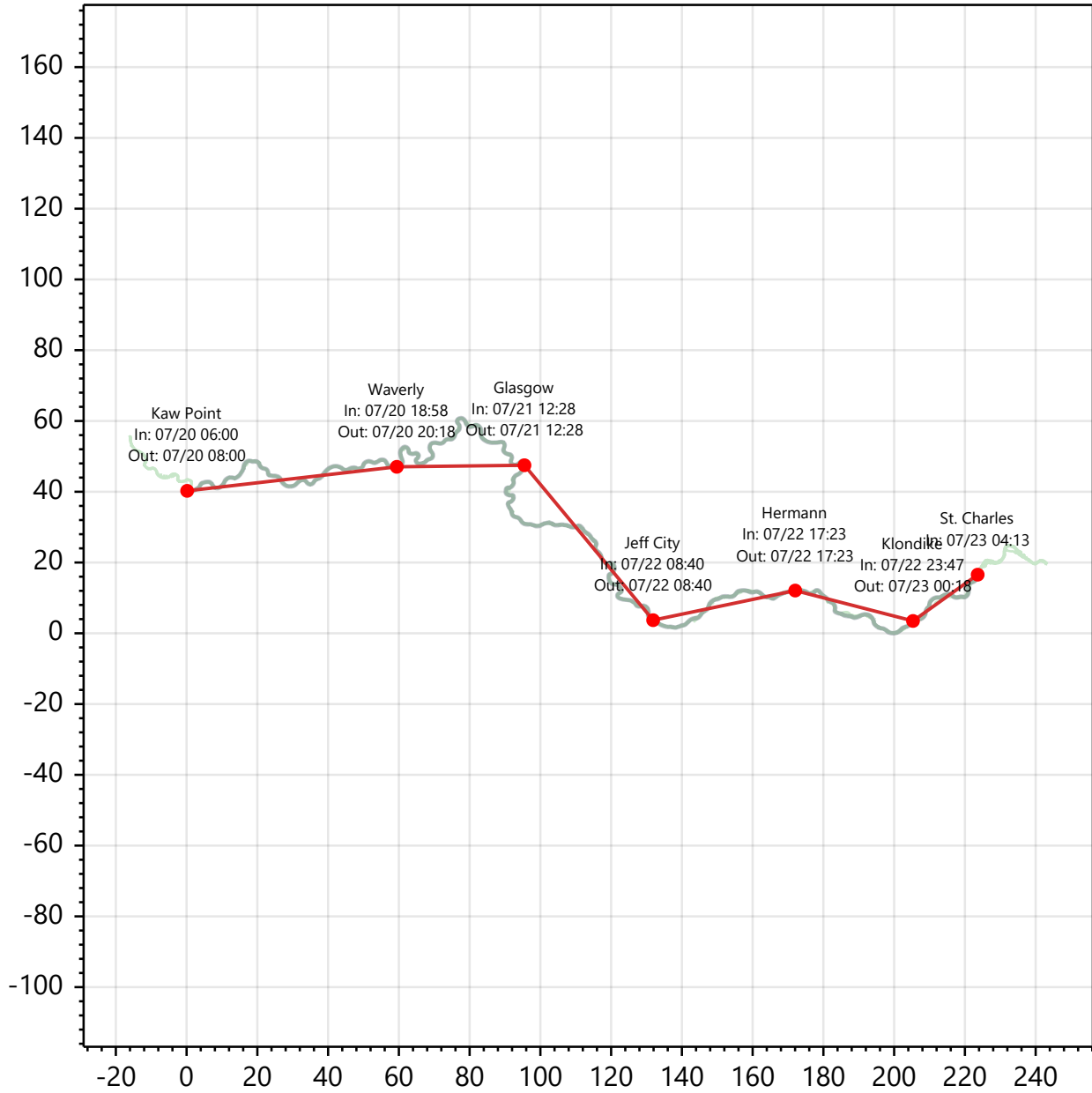
#### Division Standings: mixed tandem

1	8000 - Tandemonium	FINISH	44:04:22
2	1413 - La Vida Loca!	FINISH	44:07:00
3	8484 - The Accountant and I	FINISH	46:40:52
4	3337 - Calico Moon	FINISH	46:57:54
5	0829 - Moonlight Paddlers	FINISH	48:20:48
6	4113 - Shipfaced	FINISH	52:45:15
7	5890 - The Electric Hippos	FINISH	56:25:20
8	8714 - Mrs. Puff's Boating School	FINISH	59:35:22
9	1122 - Single Shot 222	FINISH	60:14:00
10	4200 - Team Part Time Aquatic Models	FINISH	60:15:24
<b>17</b>	<b>4130 - Strangers in the Night</b>	<b>FINISH</b>	<b>68:13:50</b>

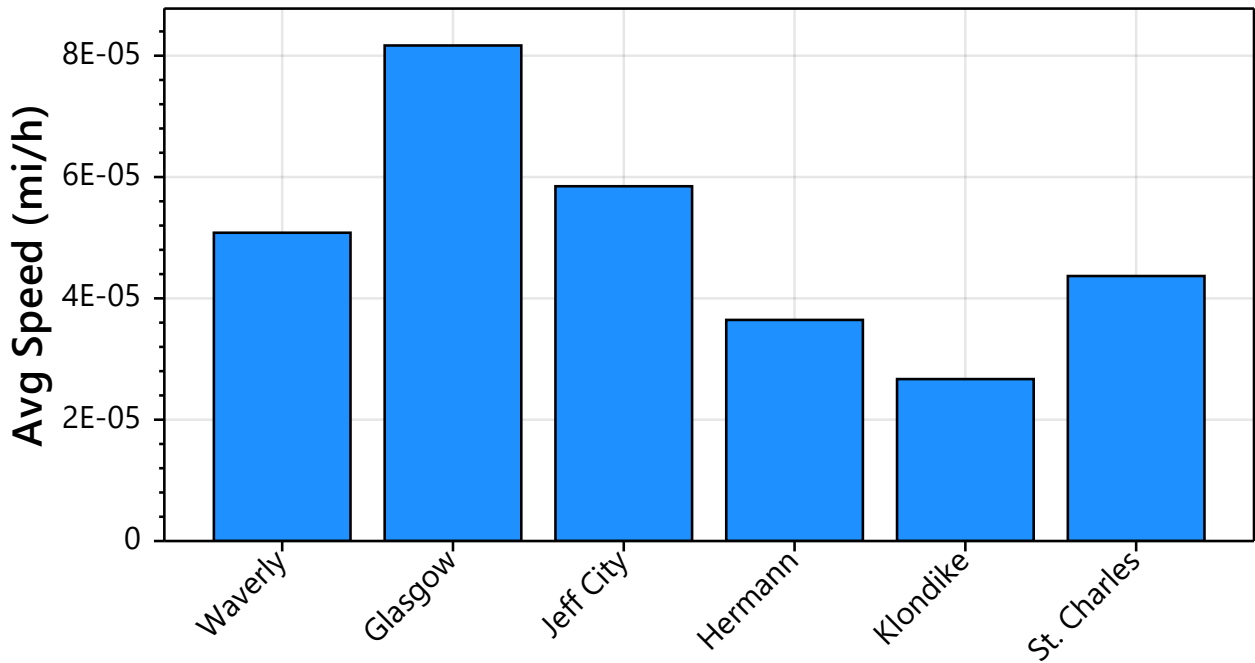
# 2021 MR340

Strangers in the Night

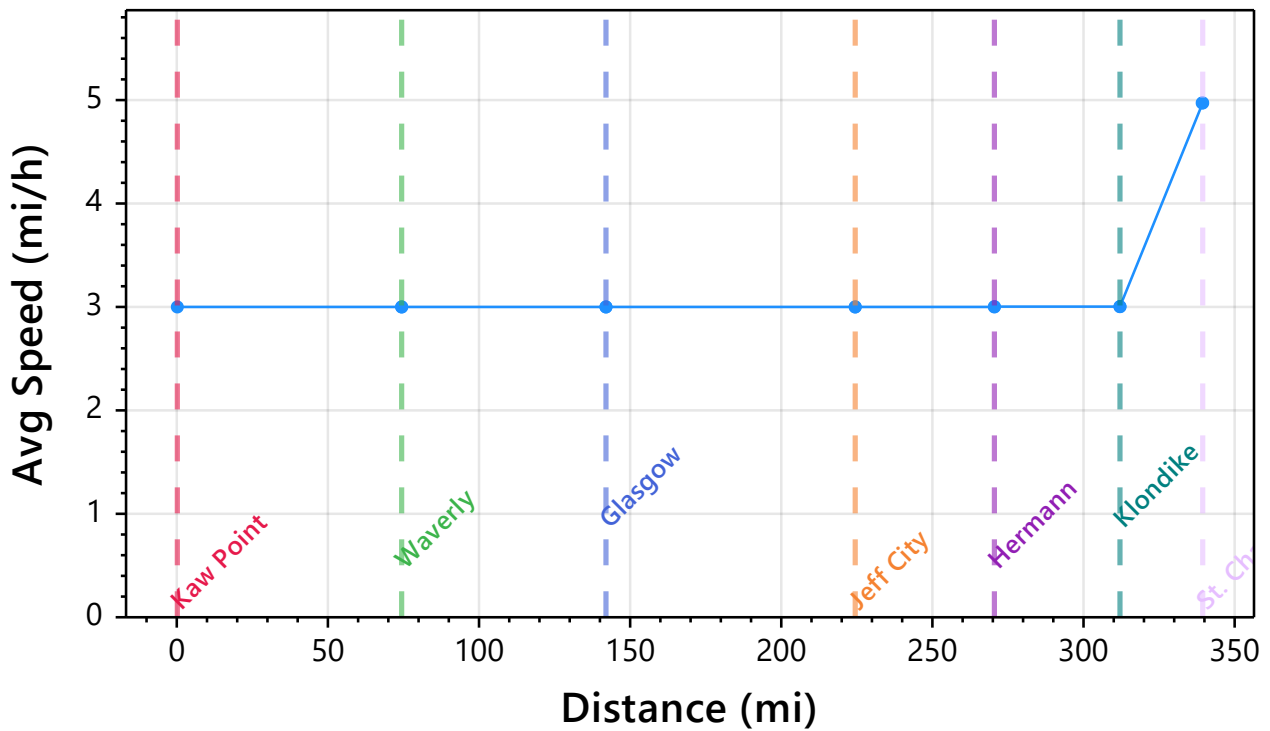
## Route Summary



## Segment Average Speeds



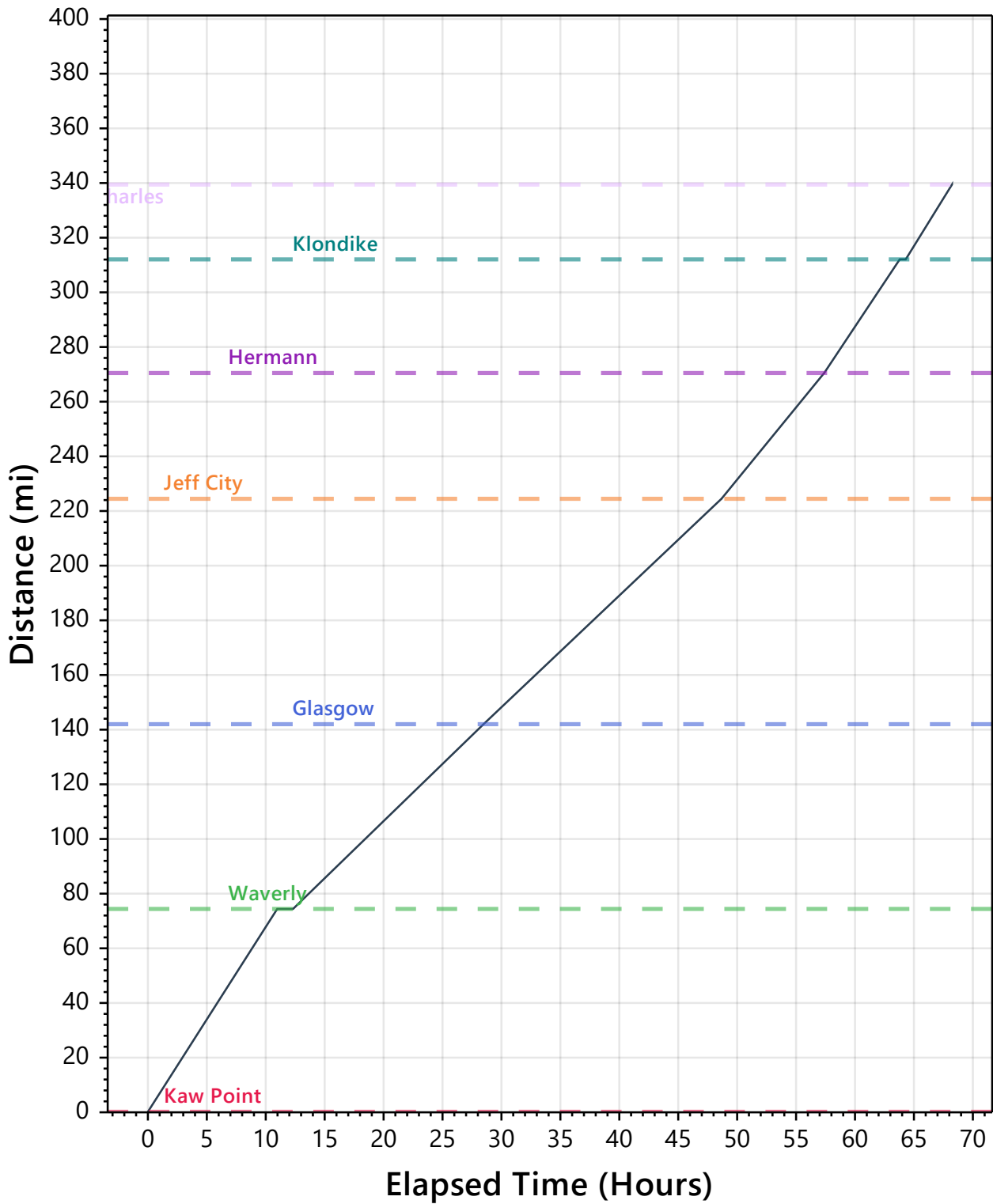
## Speed Profile



# 2021 MR340

Strangers in the Night

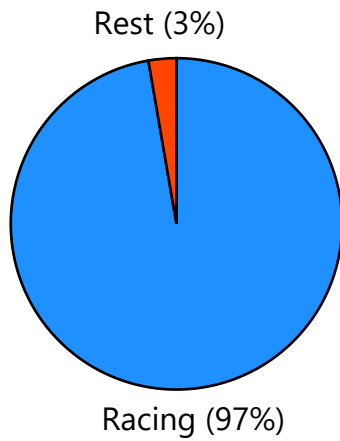
## Race Progress



# 2021 MR340

Strangers in the Night

## Racing vs. Rest Distribution



Rest Location	mi	Rest Time	% Total
Waverly	74.4	01:20	2.0%
Klondike	312.1	00:30	0.7%

# 2021 MR340

*Strangers in the Night*

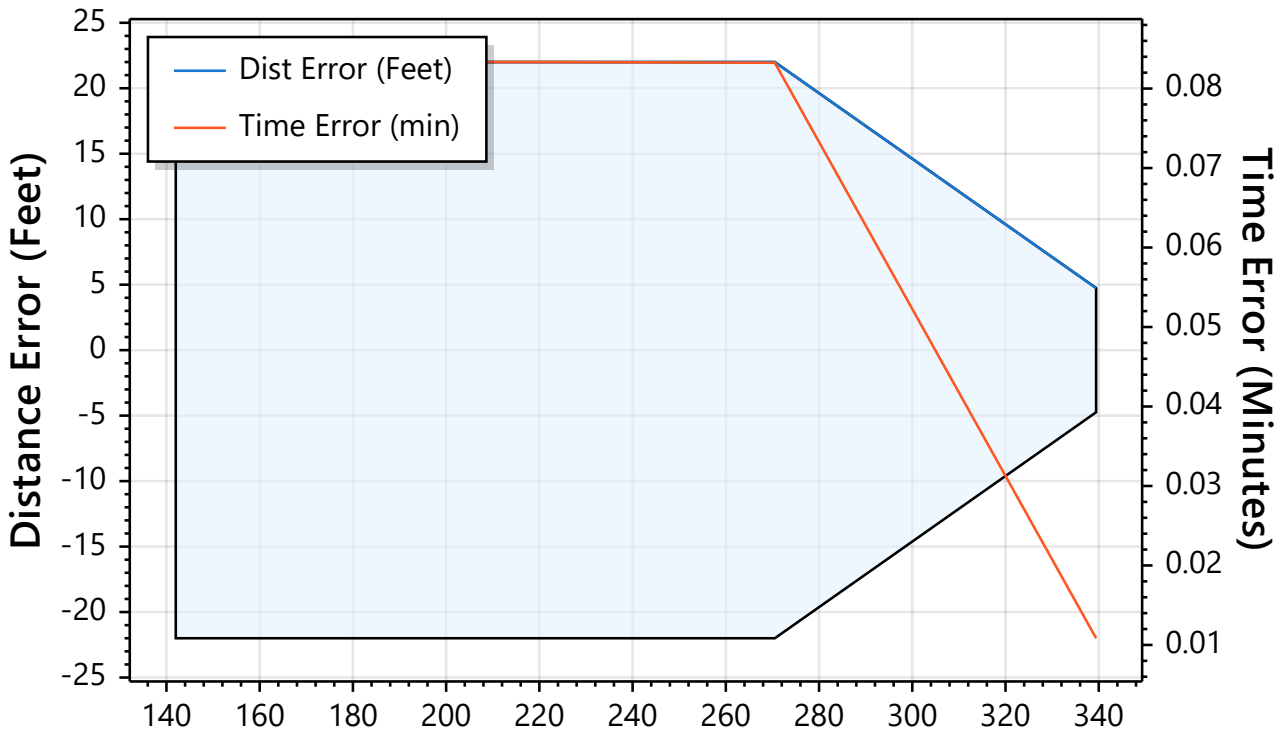


## Detailed Checkpoint Summary

Checkpoint	In/Out	Elapsed	Dist(mi)	Split(mi)	Leg Time	Stay
<b>Kaw Point</b>	---	00:00:00	0.0	0.0	00:00:00	---
<b>Waverly</b>	07/20 18:58 20:18	10:58:28	74.2	74.2	12:58:28	01:20
<b>Glasgow</b>	07/21 12:28 ---	28:28:48	141.8	67.6	16:09:54	---
<b>Jeff City</b>	07/22 08:40 ---	48:40:04	224.3	82.5	20:11:16	---
<b>Hermann</b>	07/22 17:23 ---	57:23:18	270.3	46.0	08:43:14	---
<b>Klondike</b>	07/22 23:47 00:18	63:47:40	311.9	41.5	06:24:22	00:30
<b>St. Charles</b>	07/23 04:13 ---	68:13:50	339.3	27.4	03:55:40	---

## RaceOwl Estimation Performance

Variance between predicted position and actual progress.



## Tracking Performance

Metric	Min	Max	Avg	Median	Std Dev
Update Interval (Min)	0.08	1211.18	372.17	235.67	<b>404.74</b>
Time Error (Min)	0.01	0.08	0.07	0.08	<b>0.03</b>
Distance Error (Feet)	4.74	22.00	17.69	22.00	<b>7.47</b>

## Missing Track Data Accounting

Analysis of gaps in tracking data exceeding 45 minutes.

Gap Interval	Duration	Dist (mi)	Calc Speed (mi/h)	Adj Speed (mi/h)	Status
07/20 08:00 - 07/20 18:58	10:58	74.2	6.8	4.1	Suspicious (>1.5x speed)
07/20 20:18 - 07/21 12:28	16:09	67.6	4.2	5.6	Expected Range
07/21 12:28 - 07/22 08:40	20:11	82.5	4.1	5.3	Expected Range
07/22 08:40 - 07/22 17:23	08:43	46.0	5.3	5.2	Expected Range
07/22 17:23 - 07/22 23:47	06:24	41.5	6.5	5.7	Expected Range
07/23 00:18 - 07/23 04:13	03:55	27.4	7.0	5.8	Expected Range