

2021 MR340

Decoster Voyager

Start: Tuesday, July 20, 2021 12:00 AM

Zone: Central Standard Time

Team: #5898 - Decoster Voyager (men's tandem)

Overall Standings

1	0126 - Makai Deathride	FINISH	36:20:12
2	1300 - Make Mine a Triple	FINISH	38:29:00
3	3620 - Dustin LeCave	FINISH	39:47:29
4	2713 - Eager Beaver	FINISH	40:56:19
5	0424 - 110 Years of Saltitude	FINISH	42:14:43
6	5353 - Salli O'Donnell	FINISH	42:29:00
7	2020 - Abel Hagan	FINISH	43:55:04
8	8000 - Tandemonium	FINISH	44:04:22
9	1413 - La Vida Loca!	FINISH	44:07:00
10	2008 - PaddleHawks	FINISH	44:14:07
362	5898 - Decoster Voyager	DNF	2052:31:25

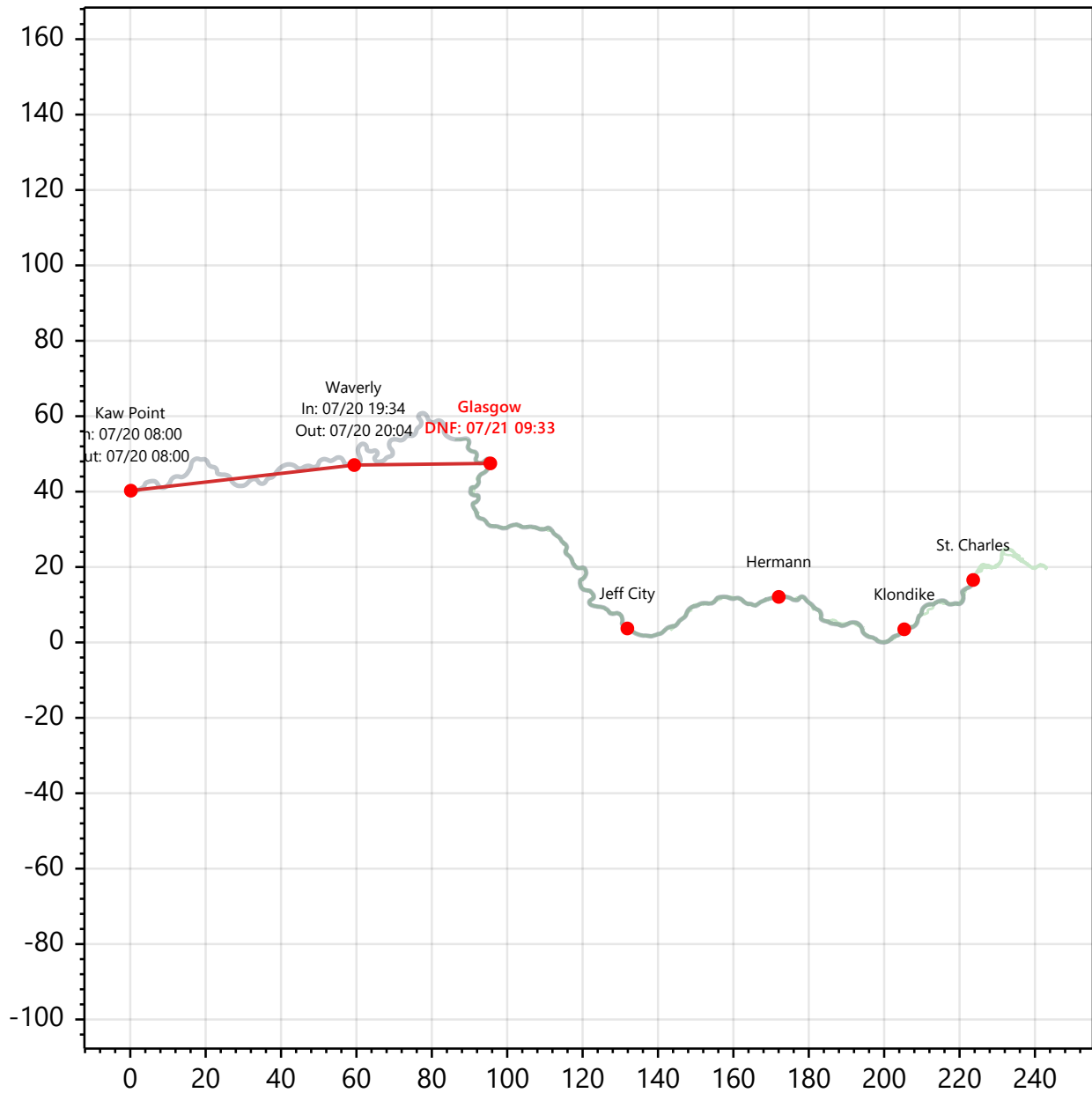
Division Standings: men's tandem

1	2713 - Eager Beaver	FINISH	40:56:19
2	0424 - 110 Years of Saltitude	FINISH	42:14:43
3	2008 - PaddleHawks	FINISH	44:14:07
4	0249 - Brothers Lauterbach	FINISH	47:53:04
5	1947 - Philosophicals	FINISH	49:07:53
6	0630 - Newtown Creek Cruisers	FINISH	51:43:39
7	8762 - Floating Deuces	FINISH	52:06:00
8	4782 - House of Boost	FINISH	52:34:00
9	7374 - Suit Up	FINISH	55:22:51
10	4045 - Snafu Canoe	FINISH	55:57:46
78	5898 - Decoster Voyager	DNF	2052:31:25


2021 MR340

Decoster Voyager

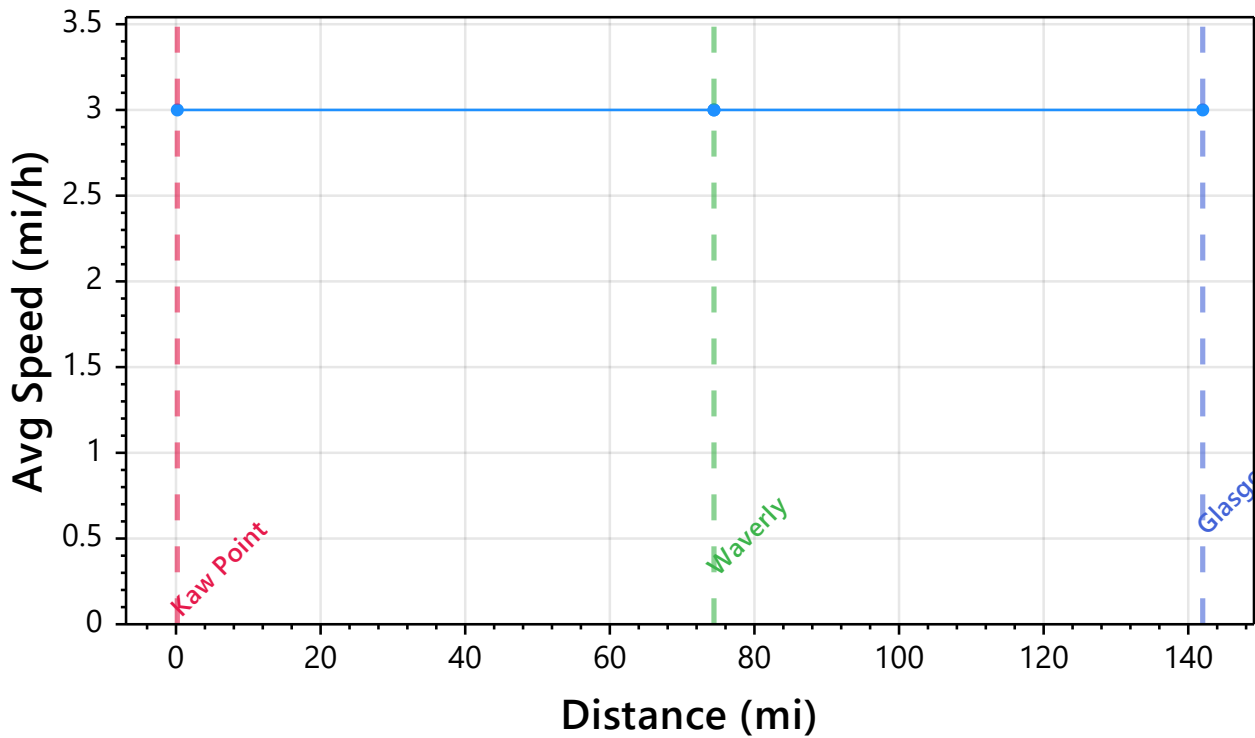
Route Summary



Segment Average Speeds



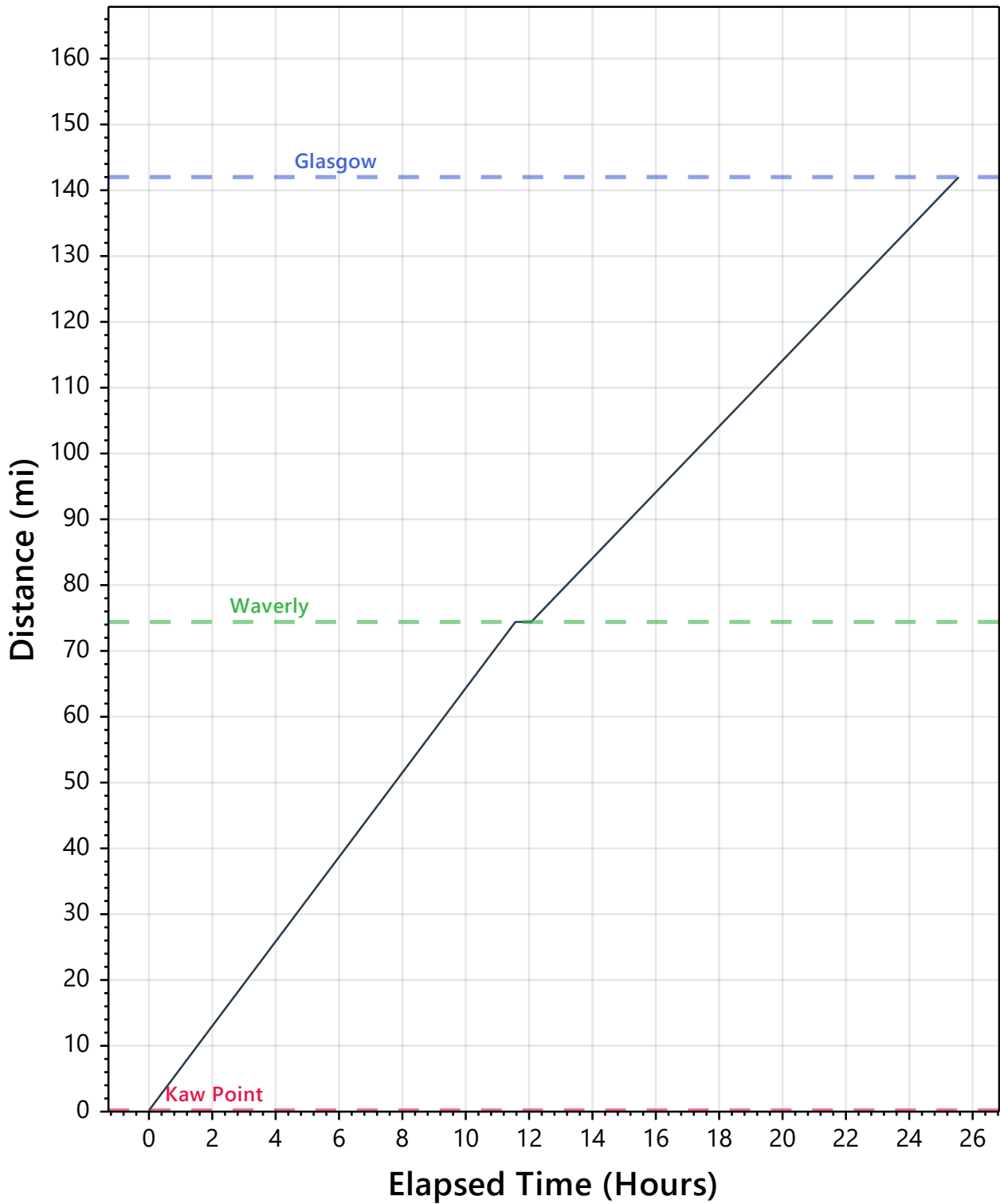
Speed Profile



2021 MR340

Decoster Voyager

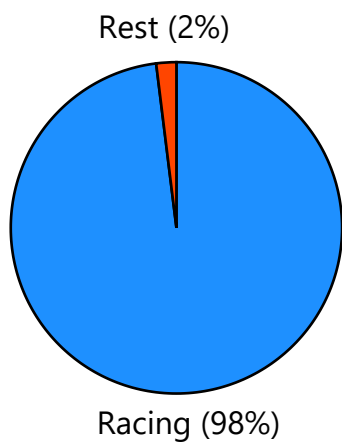
Race Progress



2021 MR340

Decoster Voyager

Racing vs. Rest Distribution



Rest Location	mi	Rest Time	% Total
Waverly	74.4	00:30	2.0%

2021 MR340

Decoster Voyager



Detailed Checkpoint Summary

Checkpoint	In/Out	Elapsed	Dist(mi)	Split(mi)	Leg Time	Stay
Kaw Point	---	00:00:00	0.0	0.0	00:00:00	---
Waverly	07/20 19:34 ---	11:34:00	74.2	74.2	11:34:00	00:30

RaceOwl Estimation Performance

Variance between predicted position and actual progress.

Tracking Performance

Metric	Min	Max	Avg	Median	Std Dev
Update Interval (Min)	30.00	809.62	511.21	694.00	343.52
Time Error (Min)	0.00	0.00	0.00	0.00	0.00
Distance Error (Feet)	0.00	0.00	0.00	0.00	0.00

2021 MR340

Decoster Voyager

Missing Track Data Accounting

Analysis of gaps in tracking data exceeding 45 minutes.

Gap Interval	Duration	Dist (mi)	Calc Speed (mi/h)	Adj Speed (mi/h)	Status
07/20 08:00 - 07/20 19:34	11:34	74.2	6.4	5.0	Expected Range
07/20 20:04 - 07/21 09:33	13:29	67.6	5.0	6.4	Expected Range