

Start: Tuesday, July 20, 2021 12:00 AM

Zone: Central Standard Time

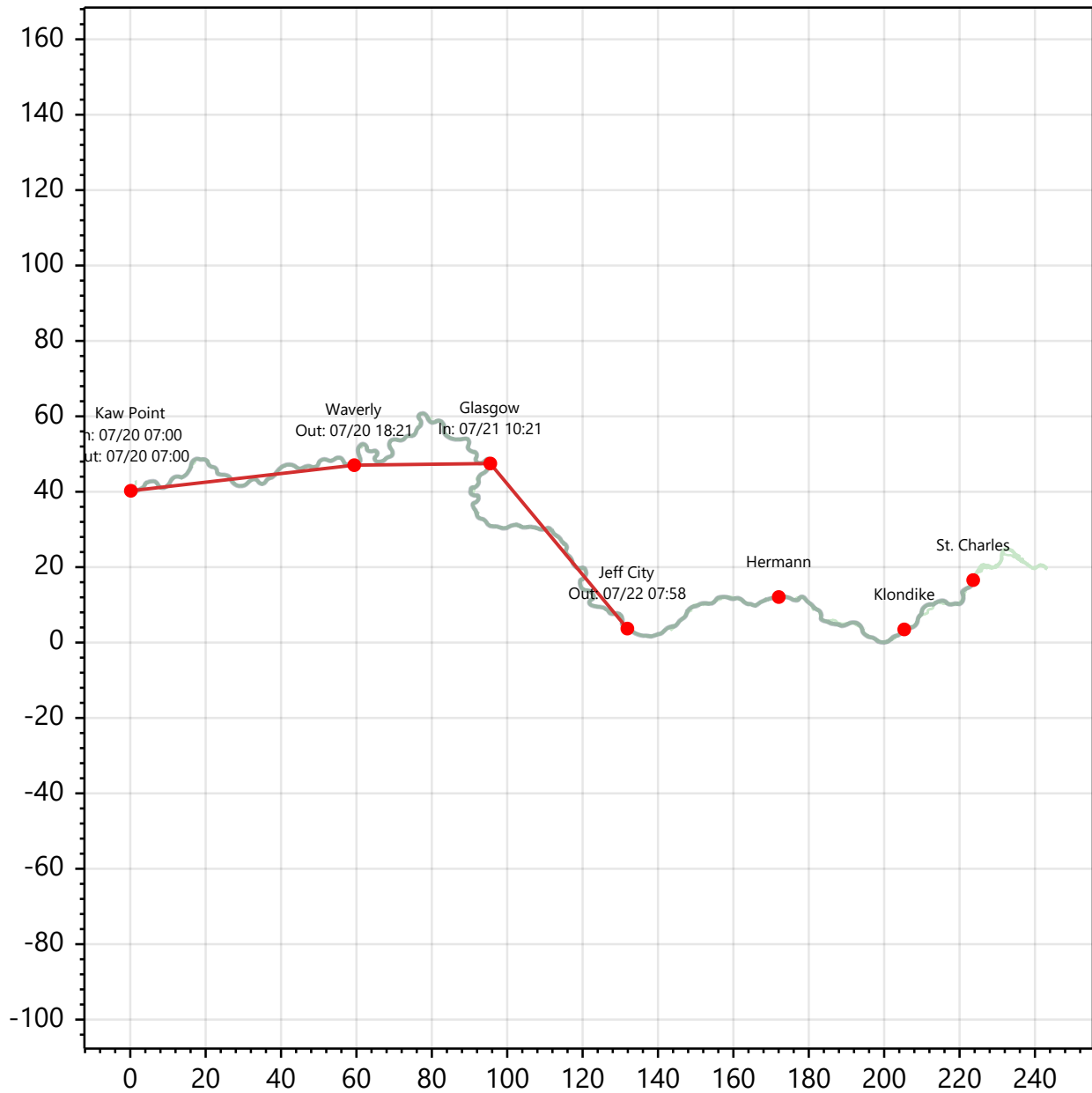
**Team: #9292 - Matt Peters (men's solo)****Overall Standings**

1	0126 - Makai Deathride	FINISH	36:20:12
2	1300 - Make Mine a Triple	FINISH	38:29:00
3	3620 - Dustin LeCave	FINISH	39:47:29
4	2713 - Eager Beaver	FINISH	40:56:19
5	0424 - 110 Years of Saltitude	FINISH	42:14:43
6	5353 - Salli O'Donnell	FINISH	42:29:00
7	2020 - Abel Hagan	FINISH	43:55:04
8	8000 - Tandemonium	FINISH	44:04:22
9	1413 - La Vida Loca!	FINISH	44:07:00
10	2008 - PaddleHawks	FINISH	44:14:07
<b>317</b>	<b>9292 - Matt Peters</b>	<b>DNF</b>	<b>2053:31:14</b>

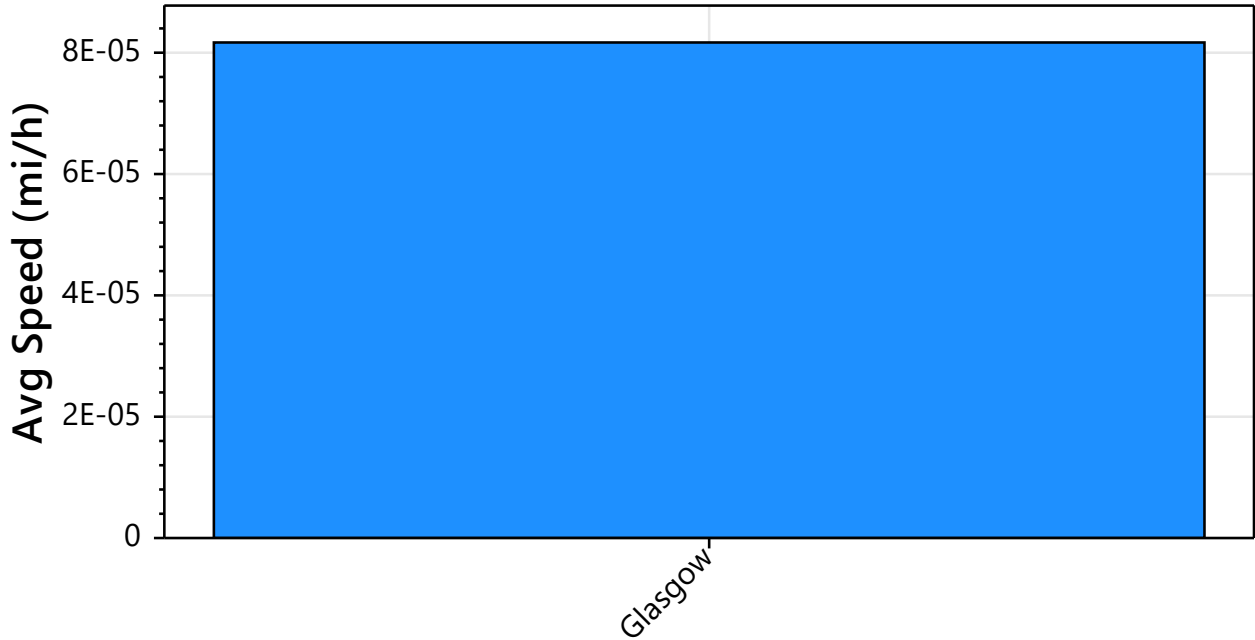
**Division Standings: men's solo**

1	3620 - Dustin LeCave	FINISH	39:47:29
2	2020 - Abel Hagan	FINISH	43:55:04
3	2143 - Gregg Peters	FINISH	45:04:36
4	0042 - Chris Luedke	FINISH	46:53:15
5	1861 - Jack Basler	FINISH	46:53:24
6	1148 - Gary Sanson	FINISH	47:17:09
7	1410 - Rusty Self	FINISH	47:26:25
8	1603 - Chase Wrisinger	FINISH	48:15:28
9	0819 - Garon Robinett	FINISH	48:25:33
10	8589 - Patrick Wellner	FINISH	49:00:43
<b>114</b>	<b>9292 - Matt Peters</b>	<b>DNF</b>	<b>2053:31:14</b>

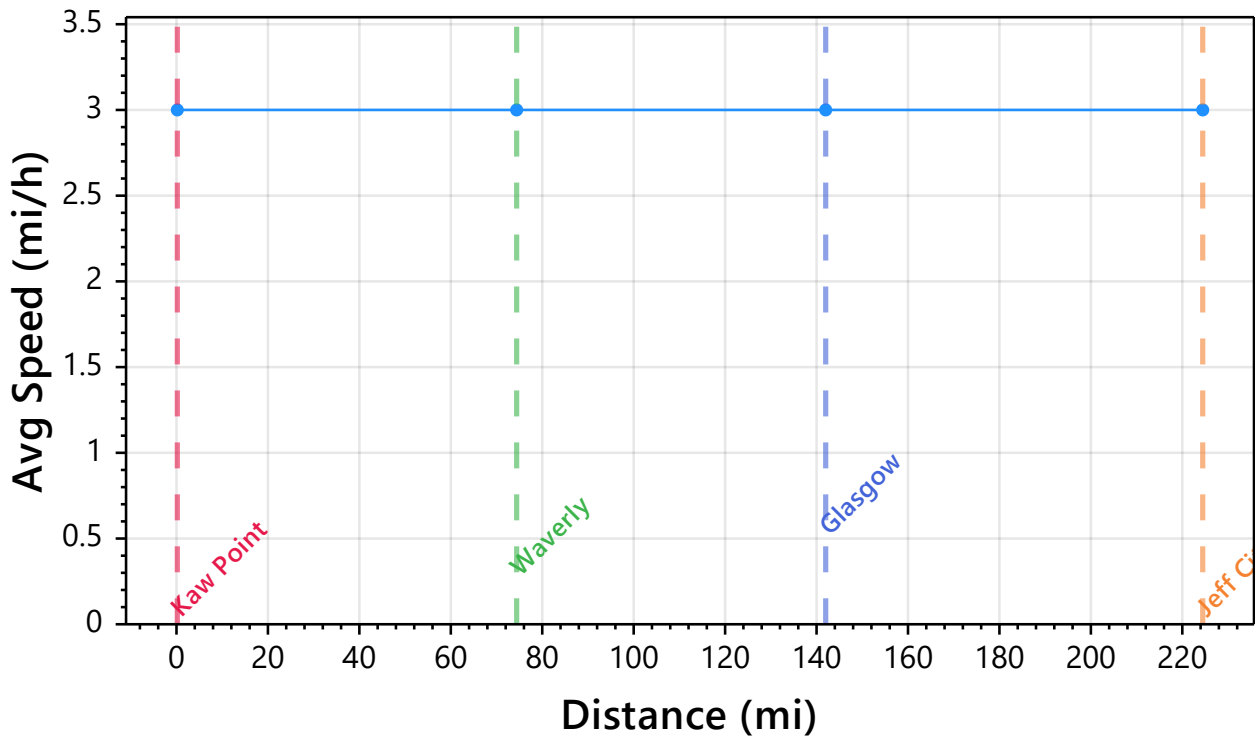
## Route Summary



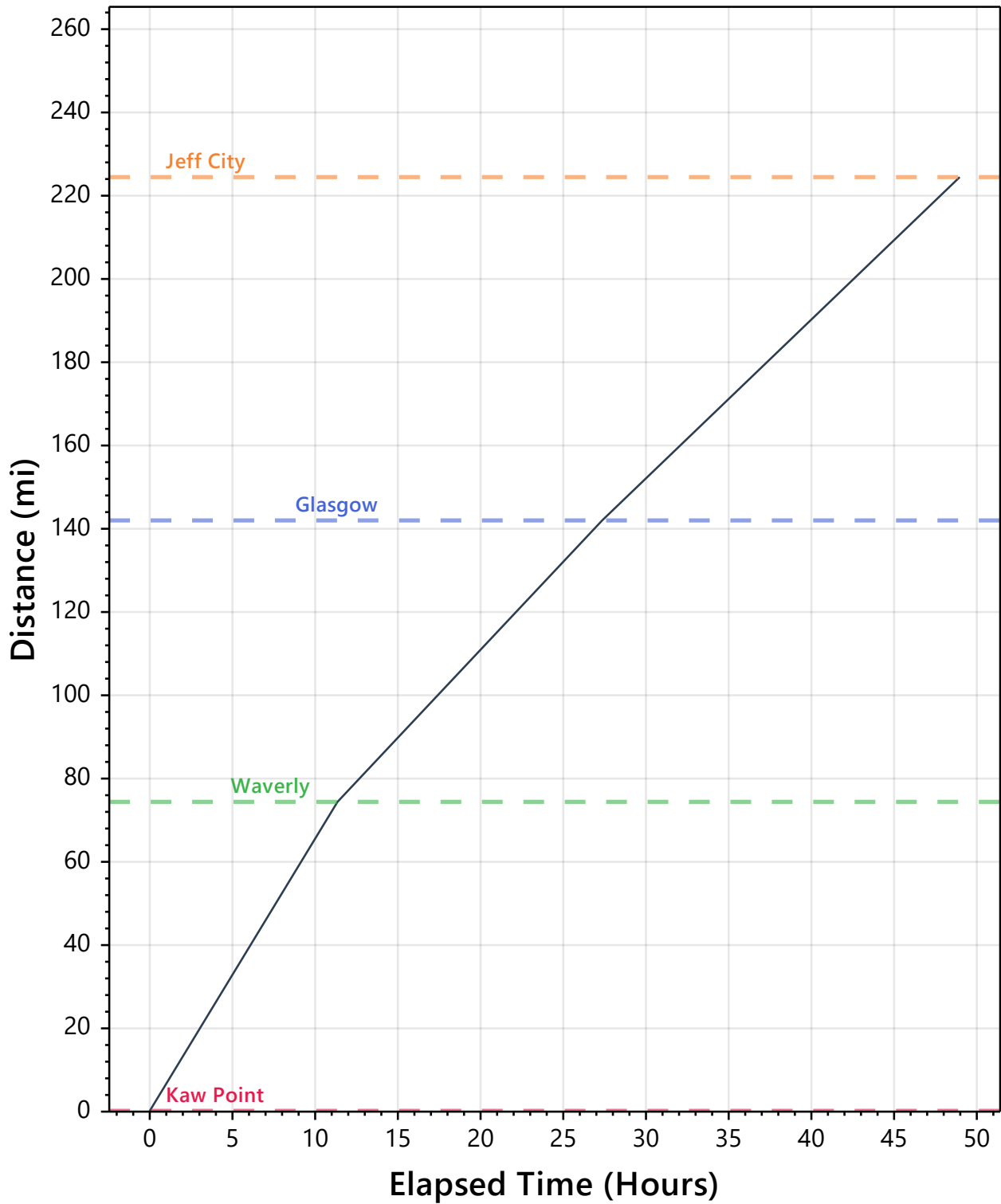
## Segment Average Speeds




## Speed Profile



## Race Progress



## Racing vs. Rest Distribution



<b>Rest Location</b>	<b>mi</b>	<b>Rest Time</b>	<b>% Total</b>
----------------------	-----------	------------------	----------------

## Detailed Checkpoint Summary

Checkpoint	In/Out	Elapsed	Dist(mi)	Split(mi)	Leg Time	Stay
Kaw Point	---	00:00:00	0.0	0.0	00:00:00	---
Glasgow	07/21 10:21 ---	27:21:00	141.8	141.8	27:21:00	---

## RaceOwl Estimation Performance

*Variance between predicted position and actual progress.*

### Tracking Performance

<b>Metric</b>	<b>Min</b>	<b>Max</b>	<b>Avg</b>	<b>Median</b>	<b>Std Dev</b>
Update Interval (Min)	681.00	1297.00	979.33	960.00	<b>251.85</b>
Time Error (Min)	0.00	0.00	0.00	0.00	<b>0.00</b>
Distance Error (Feet)	0.00	0.00	0.00	0.00	<b>0.00</b>

## Missing Track Data Accounting

*Analysis of gaps in tracking data exceeding 45 minutes.*

Gap Interval	Duration	Dist (mi)	Calc Speed (mi/h)	Adj Speed (mi/h)	Status
07/20 07:00 - 07/20 18:21	11:21	74.2	6.5	3.8	Suspicious (>1.5x speed)
07/20 18:21 - 07/21 10:21	16:00	67.6	4.2	0.0	Suspicious (>1.5x speed)
07/21 10:21 - 07/22 07:58	21:37	82.5	3.8	6.5	Expected Range