

# 2025 Paddle Challenge

Solo Mish - GT

Start: Sunday, September 21, 2025 12:00 AM Zone: Central Standard Time

**Team: #0033 - Solo Mish - GT (solo male kayak)**

## Overall Standings

1	0016 - Bow Ball	FINISH	03:20:32
2	0135 - Hanlan's Monster	FINISH	03:42:23
3	0039 - McClymont	FINISH	03:44:13
4	0138 - Toba Speed	FINISH	03:50:00
5	0112 - Nevitt	FINISH	04:02:13
6	0110 - Immigrants	FINISH	04:02:15
7	0026 - The Stick Men	FINISH	04:03:46
8	0109 - Prairie Paddler	FINISH	04:09:49
9	0137 - Golden Retriever	FINISH	04:10:04
10	0103 - Currently Confused	FINISH	04:22:59
<b>27</b>	<b>0033 - Solo Mish - GT</b>	<b>FINISH</b>	<b>05:22:41</b>

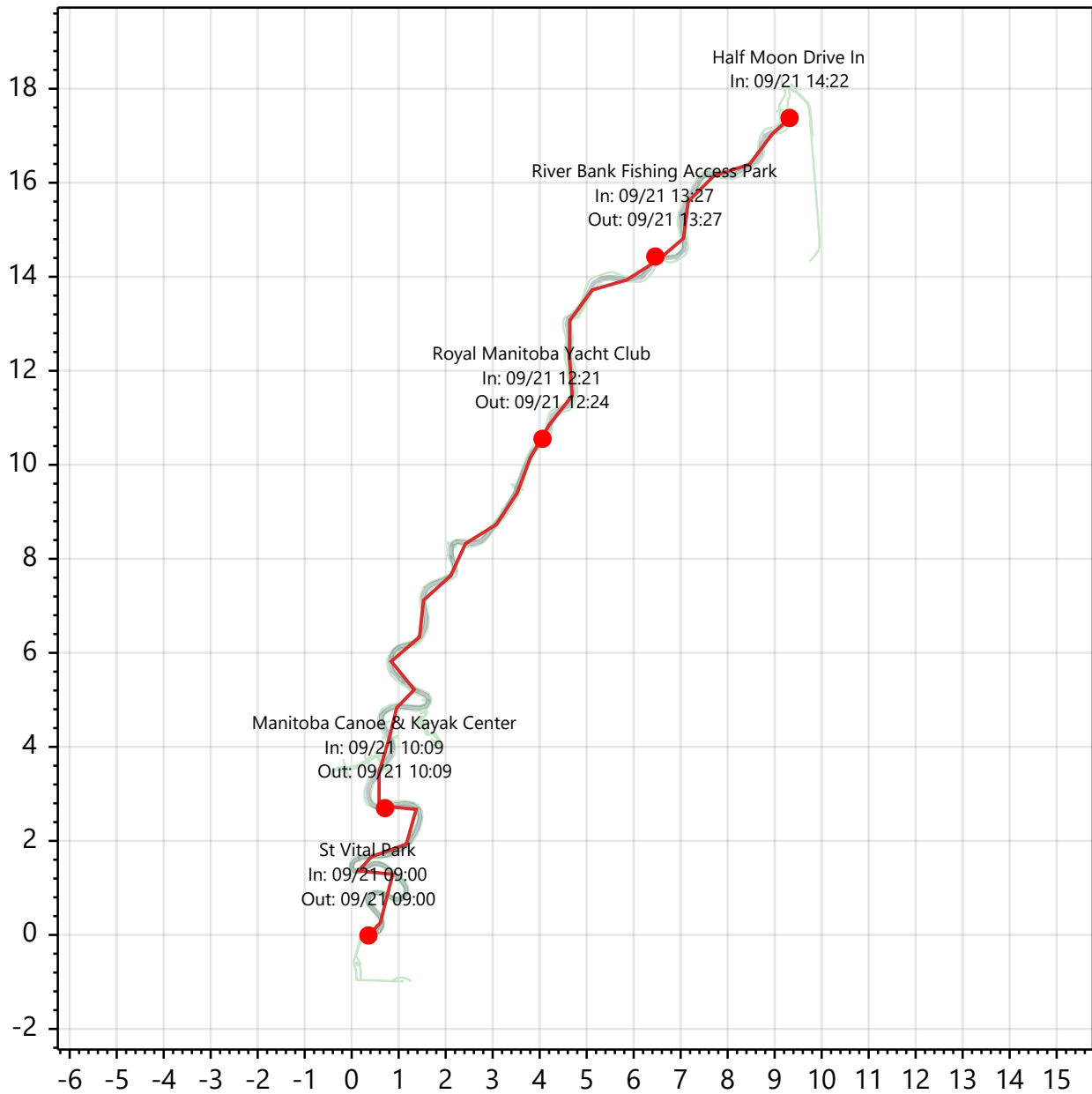
## Division Standings: solo male kayak

1	0020 - Paddlinpirate	FINISH	04:33:04
2	0025 - Milne	FINISH	04:45:19
3	0106 - Slow 'N Steady	FINISH	04:59:11
4	0107 - Wednesday Warrior	FINISH	05:06:54
5	0041 - Nobbs-Thiessen	FINISH	05:22:11
<b>6</b>	<b>0033 - Solo Mish - GT</b>	<b>FINISH</b>	<b>05:22:41</b>
7	0126 - Red Fife	FINISH	05:23:31
8	0119 - Selfie	FINISH	05:57:10
9	0019 - Lone Wolf	FINISH	06:03:55
10	0032 - Gushue	FINISH	06:17:37

# 2025 Paddle Challenge

Solo Mish - GT

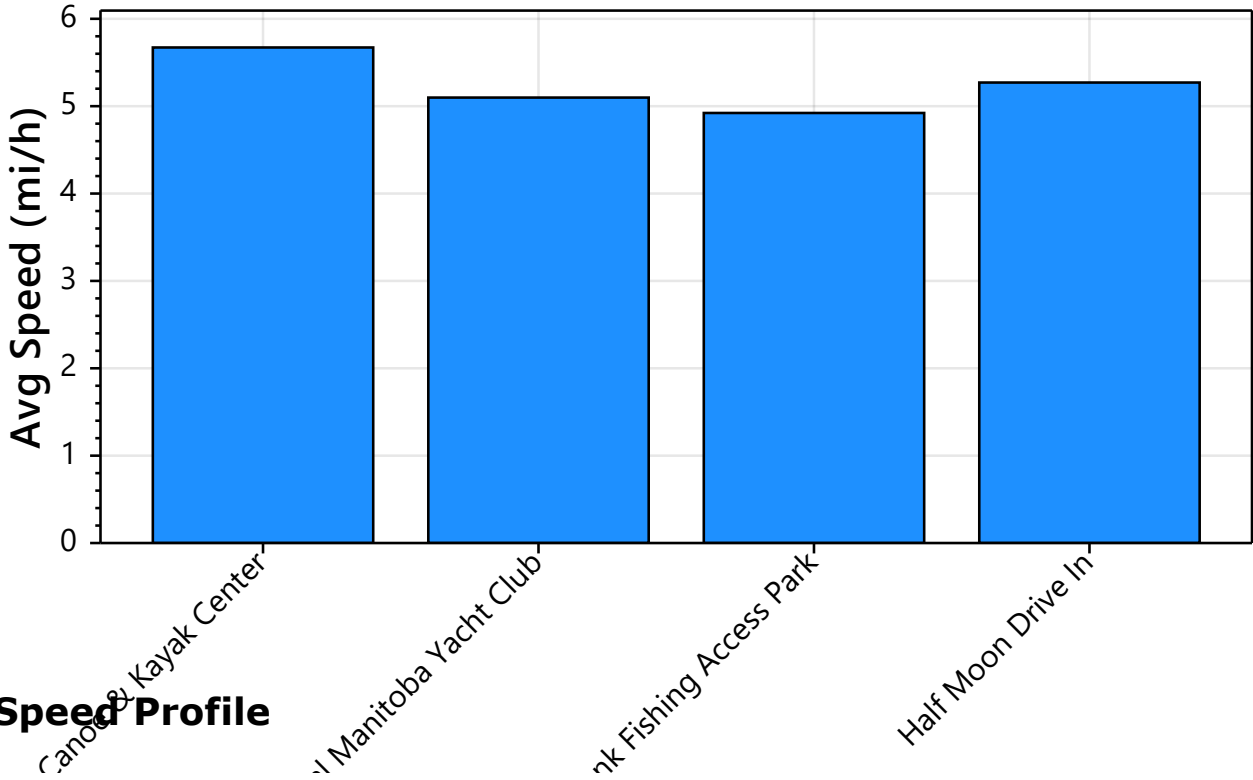
## Route Summary



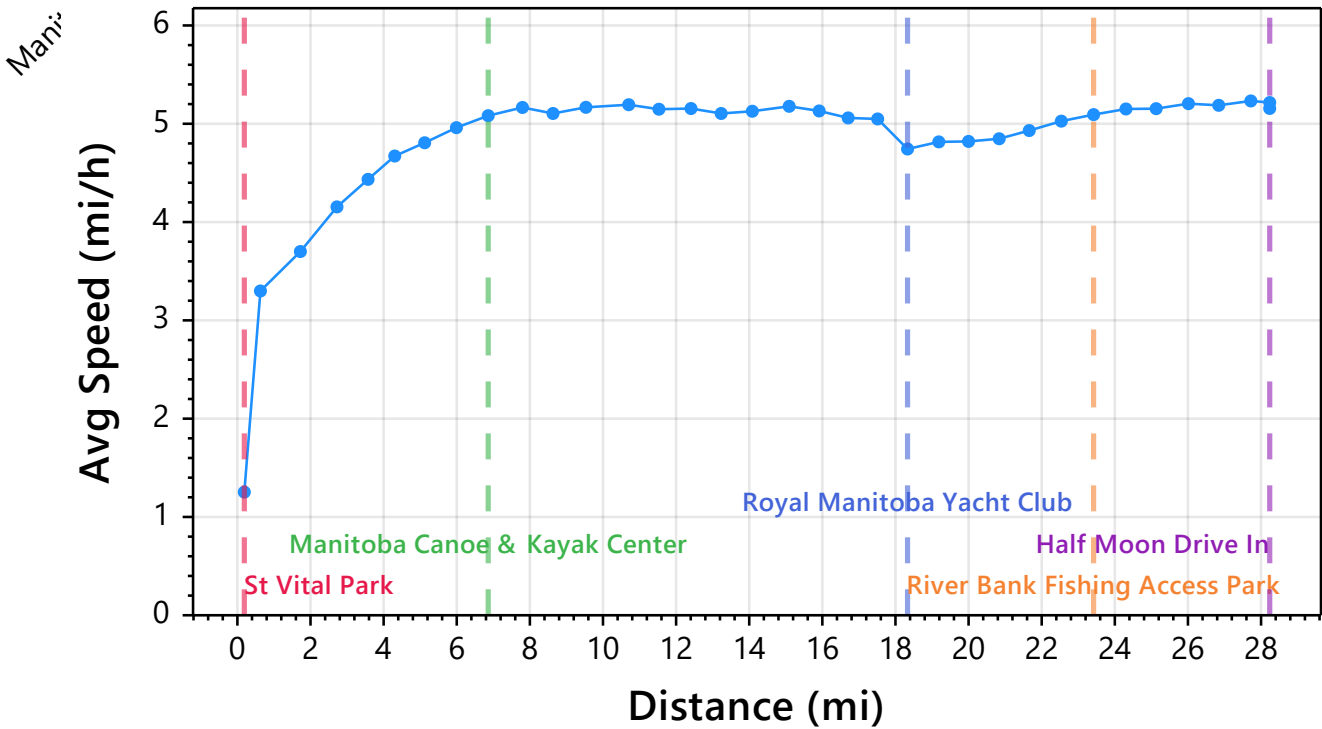
# 2025 Paddle Challenge

Solo Mish - GT

## Segment Average Speeds



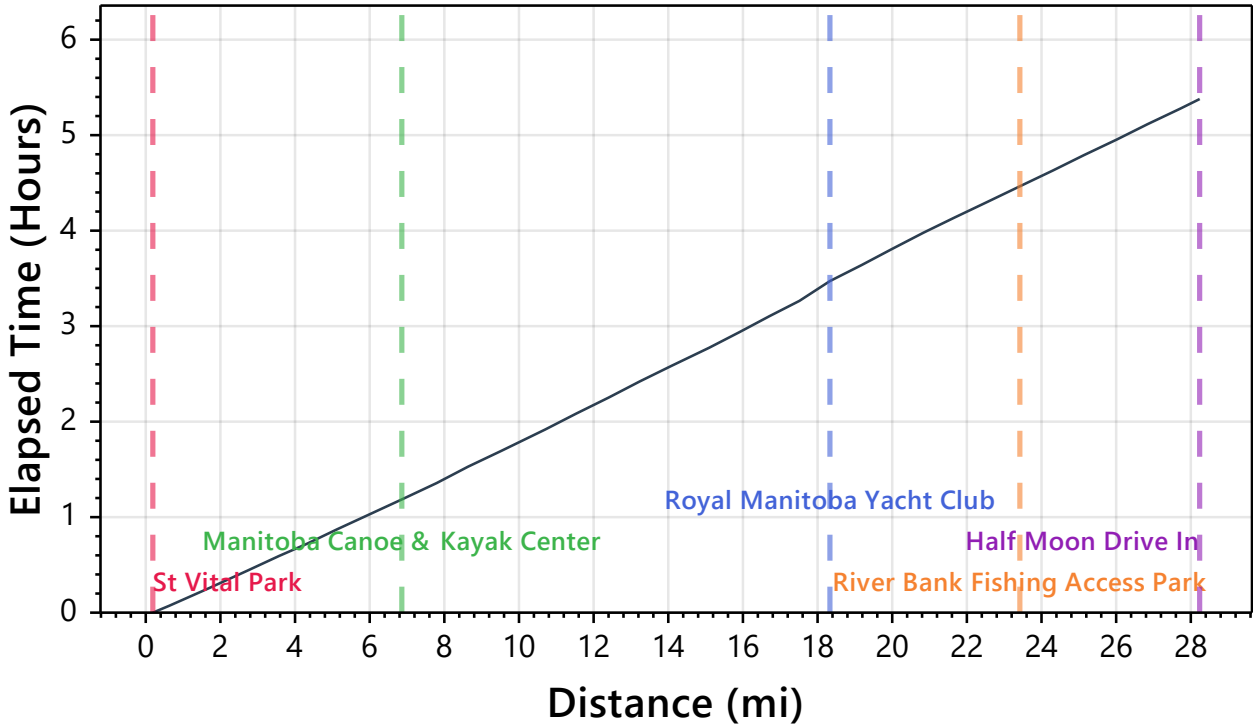
## Speed Profile




# 2025 Paddle Challenge

Solo Mish - GT

## Race Progress



## Racing vs. Rest Distribution



Rest Location	mi	Rest Time	% Total
---------------	----	-----------	---------

# 2025 Paddle Challenge

Solo Mish - GT



## Detailed Checkpoint Summary

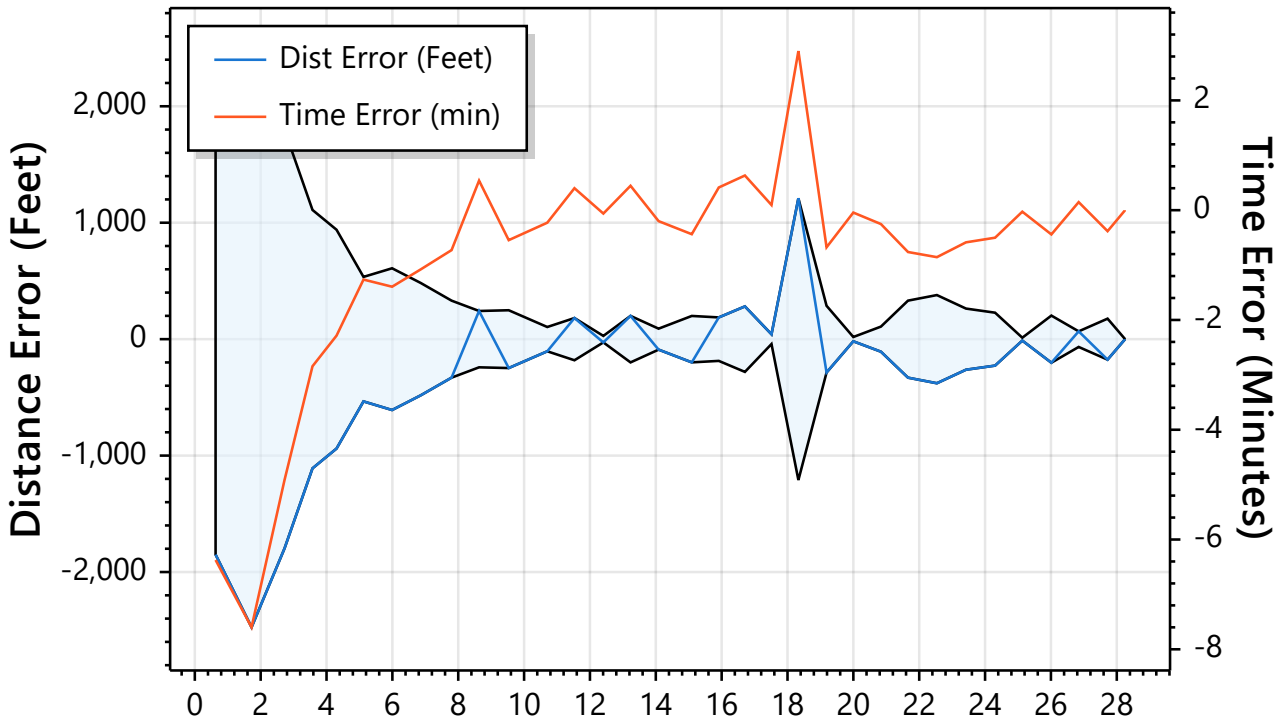
Checkpoint	In/Out	Elapsed	Dist(mi)	Split(mi)	Leg Time	Stay
St Vital Park	---	00:00:00	0.0	0.0	00:00:00	---
Manitoba Canoe & Kayak Center	09/21 10:09 ---	01:09:06	6.5	6.5	01:09:06	---
Royal Manitoba Yacht Club	09/21 12:21 ---	03:21:49	17.8	11.3	02:12:43	---
River Bank Fishing Access Park	09/21 13:27 ---	04:27:31	23.2	5.4	01:05:42	---
Half Moon Drive In	09/21 14:22 ---	05:22:41	28.0	4.8	00:55:10	---

# 2025 Paddle Challenge

Solo Mish - GT

## RaceOwl Estimation Performance

Variance between predicted position and actual progress.



## Tracking Performance

Metric	Min	Max	Avg	Median	Std Dev
Update Interval (Min)	4.33	13.37	9.78	9.92	<b>1.53</b>
Time Error (Min)	-7.60	2.90	-0.85	-0.41	<b>1.95</b>
Distance Error (Feet)	-2474.16	1210.04	-305.76	-187.74	<b>666.13</b>